



Built-in and freestanding appliances

For a beautiful *Everyday*

\* The prices indicated are provided for information only. Each distributor must set their own prices. The Group reserves the right to modify the products described in this document at any time and without prior notice. This document is non-contractual.

## **Ovens & compact appliances**

p.06

|                                       |      |
|---------------------------------------|------|
| Ovens                                 | p.09 |
| Steam oven                            | p.20 |
| Combination microwaves and microwaves | p.24 |
| Warming drawer                        | p.28 |

## **Extractor hobs**

p.30

## **Cooking hobs**

p.38

|                   |      |
|-------------------|------|
| Induction hobs    | p.41 |
| Gas hobs          | p.48 |
| Vitroceramic hobs | p.52 |

## **Extraction hoods**

p.56

|                               |      |
|-------------------------------|------|
| Decorative wall-mounted hoods | p.58 |
| Island hoods                  | p.62 |
| Telescopic hoods              | p.64 |
| Filter units                  | p.66 |
| Canopy hoods                  | p.67 |

## **Dishwashers**

p.68

## **Washing machines**

p.80

## **Cooling appliances**

p.86

|                             |       |
|-----------------------------|-------|
| Built-in refrigerators      | p.89  |
| Free-standing refrigerators | p.104 |

## **Wine cellars**

p.134

## **Technical tables**

p.142

# For a beautiful *Everyday*

Since 1934, Schneider has been committed to making the most cutting-edge technology accessible to all, by developing inspired and inspirational product collections.

Food is stored under optimal conditions, meals are perfectly cooked, laundry is treated with extra-care, and much more. Our cooking, refrigeration, washing and small appliances are designed to be intuitive, efficient and eco-friendly. Whether vintage or contemporary in style, our products are more than just efficient: they add a touch of elegant style and character to your home with one goal in mind, enhancing your daily life.







# Ovens

---









Schneider ovens offer precision cooking for preparing all of your dishes. Easy to maintain, your oven will become your daily ally in the kitchen.





# Ovens



## Large capacity to suit any occasion

Schneider ovens have a cavity capacity of up to 72 litres, making it easy to entertain lots of guests.

## Save time and improve precision with the forced air function

Forced air heat ensures even and simultaneous cooking on several levels. The temperature rises instantly thanks to the additional circular resistance.



## Pyrolytic and catalytic ovens for easy cleaning

Cooking with our ovens is easy and enjoyable and cleaning them is simple too. With the pyrolysis function, your appliance does all the work so that you only have to clear away the ashes after using the self-cleaning function.

As for the catalytic coating, it absorbs grease directly during cooking and only requires occasional cleaning by hand. You can cook as much as you like while your appliance stays perfectly clean.



## Soft-closing door

For greater ease of use, your oven is equipped with hinges, ensuring the door closes smoothly and silently.

## Cook your meal in complete safety

With the telescopic rails available with certain oven models, you can put your dishes in the oven and take them out again with total ease. They also serve as safety devices by reducing the risk of kitchenware being knocked over.



## Four layers of glass for enhanced safety

What better way to ensure your oven is safe than by keeping the door cool during cooking? Our pyrolytic ovens are equipped with four layers of glass, while catalytic ovens have three. So you can cook in total peace of mind.

## Program your oven to cook your favourite dishes with delayed start

The delayed start function of Schneider ovens allows you to cook your dishes according to your schedule. You can program the oven to start up to 24 hours in advance by setting the desired start time, temperature and cooking time. At the set time, the oven will emit a beep and start cooking.





WHITE LED DISPLAY

PUSH PULL CONTROL KNOBS

STAINLESS  
STEEL HANDLE



## Pyrolytic oven

SCOP72HIDX | 823 €\*



### Main features

Pyrolytic self-cleaning

Forced air multi-function

12 functions : defrost, fan-assisted double grill, double grill, grill, conventional fan, natural convection, base heat, forced-air, pizza function, eco, slow cooking, pyrolysis

Rapid preheating

Deferred end time

Temperature range: 30 - 250 °C

Net cavity volume: 72 litres

5 heat settings

White LED display

Telescopic rails on 1 level

Temperature recommendation

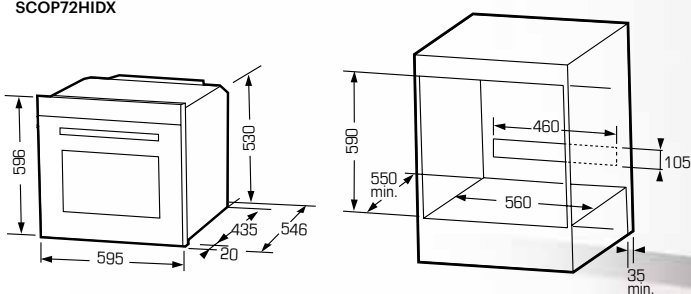
### Technical information

25 W Interior lighting

Energy class A+

Accessories included: 1 drip tray, 1 wire rack

SCOP72HIDX







## Pyrolytic oven

SCOP27MIBK | 765 €\*



### Main features

Pyrolytic self-cleaning

Forced air multi-function

11 functions : light, defrost, base heat, conventional oven, conventional fan, grill, double grill, fan-assisted double grill, forced-air, eco, pyrolysis.

Push-Pull control knobs

Delayed start

Temperature range: 50 - 250 °C

Net cavity volume: 70 litres

5 heat settings

White LED display

Soft-closing door

Telescopic rails on 1 level

Temperature recommendation

### Technical information

25 W Interior lighting

Energy class A

Accessories included: 1 drip tray, 1 wire rack

## Pyrolytic oven

SCOP27BABK | 706 €\*



### Main features

Pyrolytic self-cleaning

Forced air multi-function

11 functions : light, defrost, base heat, conventional oven, conventional fan, grill, double grill, fan-assisted double grill, forced-air, eco, pyrolysis.

Push-Pull control knobs

Delayed start

Temperature range: 50 - 250 °C

Net cavity volume: 70 litres

5 heat settings

White LED display

Temperature recommendation

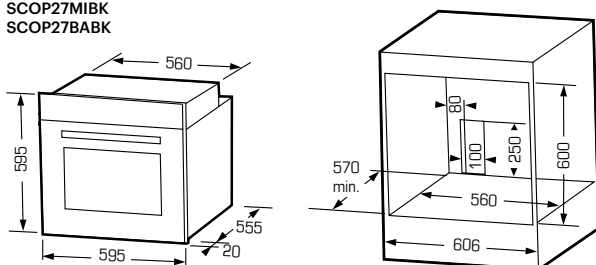
### Technical information

25 W Interior lighting

Energy class A

Accessories included: 1 drip tray, 1 wire rack

SCOP27MIBK  
SCOP27BABK





## Pyrolytic oven

SCOP27MIBS | 765 €\*



### Main features

Pyrolytic self-cleaning  
 Forced air multi-function  
 11 functions: light, defrost, base heat, conventional oven, conventional fan, grill, double grill, fan-assisted double grill, forced-air, eco, pyrolysis.  
 Push-Pull control knobs  
 Delayed start  
 Temperature range: 50 - 250 °C  
 Net cavity volume: 70 litres  
 5 heat settings  
 White LED display  
 Soft-closing door  
 Telescopic rails on 1 level  
 Temperature recommendation

### Technical information

25 W Interior lighting  
 Energy class A  
 Accessories included: 1 drip tray, 1 wire rack

## Pyrolytic oven

SCOP27BABS | 706 €\*



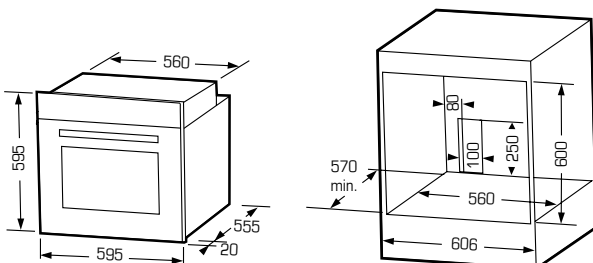
### Main features

Pyrolytic self-cleaning  
 Forced air multi-function  
 11 functions: light, defrost, base heat, conventional oven, conventional fan, grill, double grill, fan-assisted double grill, forced-air, eco, pyrolysis.  
 Push-Pull control knobs  
 Delayed start  
 Temperature range: 50 - 250 °C  
 Net cavity volume: 70 litres  
 5 heat settings  
 White LED display  
 Temperature recommendation

### Technical information

25 W Interior lighting  
 Energy class A  
 Accessories included: 1 drip tray, 1 wire rack

SCOP27MIBS  
 SCOP27BABS





## Catalytic oven

SCOC17MIBS | 647 €\*



### Main features

Catalytic self-cleaning  
 Forced air multi-function  
 10 functions: light, defrost, base heat, conventional oven conventional fan, grill, double grill, fan-assisted double grill, forced-air, eco  
 Push-Pull control knobs  
 Delayed start  
 Temperature range: 50 - 250 °C  
 Net cavity volume: 70 litres  
 5 heat settings  
 White LED display  
 Soft-closing door  
 Telescopic rails on 1 level  
 Temperature recommendation

### Technical information

25 W Interior lighting  
 Energy class A  
 Accessories included: 1 drip tray, 1 wire rack

## Catalytic oven

SCOC17BABS | 588 €\*



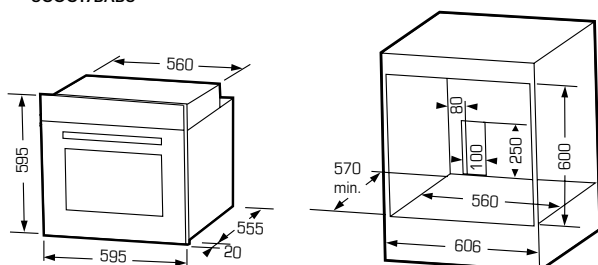
### Main features

Catalytic self-cleaning  
 Forced air multi-function  
 10 functions: light, defrost, base heat, conventional oven conventional fan, grill, double grill, fan-assisted double grill, forced-air, eco  
 Push-Pull control knobs  
 Delayed start  
 Temperature range: 50 - 250 °C  
 Net cavity volume: 70 litres  
 5 heat settings  
 White LED display  
 Temperature recommendation

### Technical information

25 W Interior lighting  
 Energy class A  
 Accessories included: 1 drip tray, 1 wire rack

SCOC17MIBS  
 SCOC17BABS





## Catalytic oven

SCOC17MIBK | 647 €\*



### Main features

Catalytic self-cleaning  
Forced air multi-function  
10 functions: light, defrost, base heat, conventional oven conventional fan, grill, double grill, fan-assisted double grill, forced-air, eco  
Push-Pull control knobs  
Delayed start  
Temperature range: 50 - 250 °C  
Net cavity volume: 70 litres  
5 heat settings  
White LED display  
Soft-closing door  
Telescopic rails on 1 level  
Temperature recommendation

### Technical information

25 W Interior lighting  
Energy class A  
Accessories included: 1 drip tray, 1 wire rack

## Catalytic oven

SCOC17BABK | 588 €\*



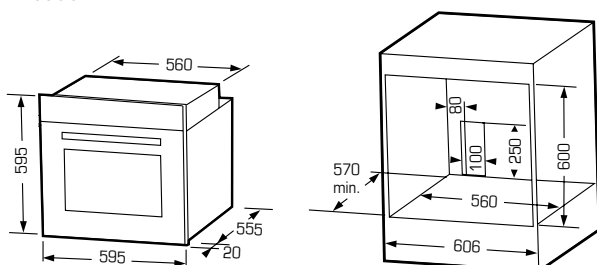
### Main features

Catalytic self-cleaning  
Forced air multi-function  
10 functions: light, defrost, base heat, conventional oven conventional fan, grill, double grill, fan-assisted double grill, forced-air, eco  
Push-Pull control knobs  
Delayed start  
Temperature range: 50 - 250 °C  
Net cavity volume: 70 litres  
5 heat settings  
White LED display  
Temperature recommendation

### Technical information

25 W Interior lighting  
Energy class A  
Accessories included: 1 drip tray, 1 wire rack

SCOC17MIBK  
SCOC17BABK







## Pyrolytic oven

SCOP27ENBK | 588 €\*



### Main features

- Pyrolytic self-cleaning
- Airflow multi-function
- 8 functions : light, defrost, convection naturelle, airflow convection, grill, double grill, fan-assisted double grill, pyrolysis
- Push-Pull control knobs
- Delayed start
- Temperature range: 50 - 250 °C
- Net cavity volume: 65 litres
- 5 heat settings
- White LED display
- Temperature recommendation

### Technical information

- 25 W Interior lighting
- Energy class A
- Accessories included: 1 drip tray, 1 wire rack

## Catalytic oven

SCOC17ENBK | 471 €\*

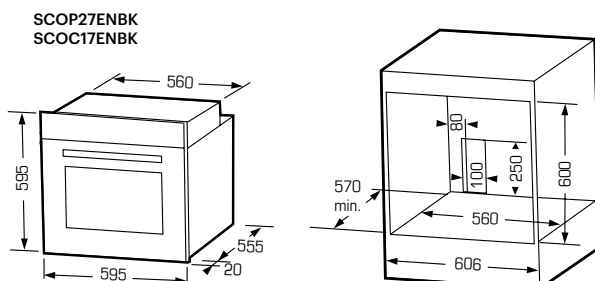


### Main features

- Catalytic self-cleaning
- Forced air multi-function
- 5 functions : light, defrost, forced air heat, fan-assisted grill, grill
- Push-Pull control knobs
- Delayed start
- Temperature range: 50°C - 250°C
- Net cavity volume: 70 litres
- 5 heat settings
- White LED display
- Temperature recommendation

### Technical information

- 25 W Interior lighting
- Energy class A
- Accessories included: 1 drip tray, 1 wire rack





## Smooth enamel oven

SCOE7053BL | 447 €\*



### Main features

Enamel cavity  
Multi-function forced air  
5 functions : Lighting, forced air heat, grill, fan-assisted grill, defrost  
Knobs  
Electronic timer  
5 heat settings  
Temperature range: 60°C - 250°C  
Net cavity volume: 68 litres  
Total power: 2,200W

### Technical information

25 W Interior lighting  
Energy class A  
Accessories included: 1 drip tray, 1 wire rack

## Smooth enamel oven

SCOE6166BL | 353 €\*



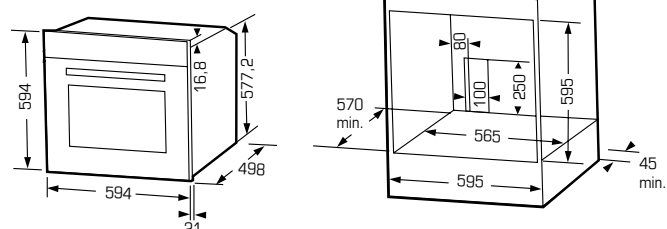
### Main features

Enamel cavity  
Natural convection  
4 functions : Lighting, Grill, Natural convection, Base heat  
Knobs  
Net cavity volume: 61 litres  
Mechanical timer: 120 min  
Temperature range: 60°C - 250°C  
Total power: 2,500W

### Technical information

25 W Interior lighting  
Energy class A  
Accessories included: 1 drip tray, 1 wire rack

SCOE7053BL  
SCOE6166BL





## Steam oven



### Automatic recipes for unique dishes

Steam cooking is a healthy way to cook food while preserving its nutrients and flavour. With its 20 preset programmes, your oven takes care of everything for you.

### Program your oven to cook your favourite dishes with delayed start

The delayed start function of Schneider ovens allows you to cook meals according to your schedule. You can program the oven to start up to 24 hours in advance by setting the desired start time, temperature and cooking time. At the time set, the oven will beep and start cooking.




### Automatic drying

There's no need to wipe down your steam oven after use, thanks to the drying function, the interior dries automatically. Save time and energy.



## Removable one-litre reservoir for longer cooking times

The Schneider steam oven has a fully-removable 1-litre reservoir, for a cooking time of up to 90 minutes.



## Easy cleaning with the descaling function

You don't have to worry about descaling your oven thanks to the integrated descaling function.

## Dough-proving

The Schneider steam oven is equipped with a "Dough-proving" function that enables you to prove bread as well as recreate your favourite yoghurt recipes.



## Gentle defrost function

Defrost your ingredients while preserving their nutritional properties with the defrosting function of Schneider ovens. Without using heat, the oven defrosts your food slowly, ensuring it does not cook thanks to appropriate interior ventilation.



12:30 100°

THERE IS NO  
PLACE LIKE  
HOME



## Steam oven 45 cm

SCSO45BK | 1035 €



### Main features

Volume: 34 litres

Water reservoir capacity: 1 litre

Adjustable temperature from 35 - 100 °C

20 automatic programmes

Dough-proving

Defrosting function

Drying function

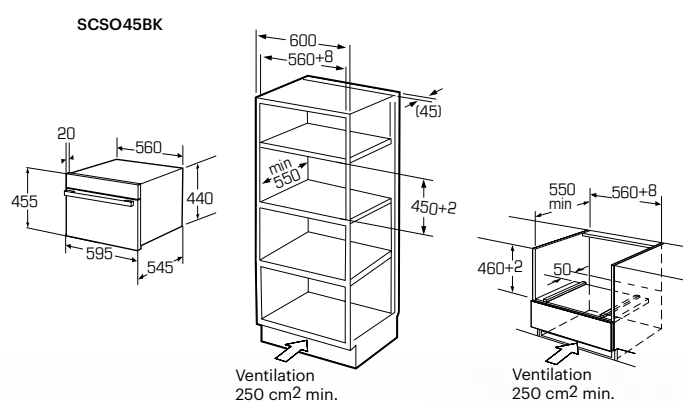
Descaling function

Child lock

Delayed start

3 oven settings

Accessories included: 1 wire rack for steam cooking, 1 tray for steam cooking





## Combination microwaves

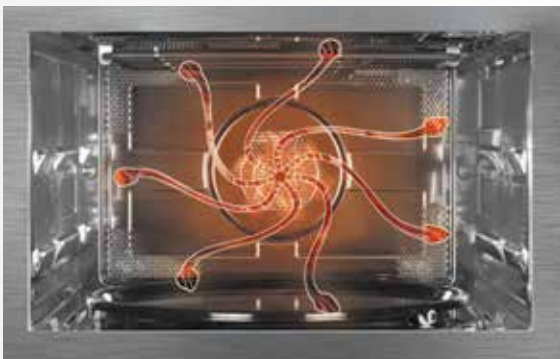
PUSH PULL  
CONTROL  
KNOBS

WHITE LED DISPLAY

STAINLESS STEEL HANDLE

### Large turntable plate suitable for all types of dishes

Thanks to its turntable plate of 36 cm in diameter, with the Scheider combination microwave oven, you can heat all types of dishes, even the largest.



### Even cooking on all levels

Forced air heat ensures even and simultaneous cooking on several levels. The temperature rises instantly thanks to the additional circular resistance. Combined with your microwave, it reduces the cooking time of your dishes.



## Microwaves



### Grill your dishes in record time

Equipped with a 1,000 W grill, you can use your Schneider microwave to crisp up your dishes.

### 25 l Cavity

With its large interior cavity, you can warm up all your dishes and large meals without constraint.



### Stainless steel coating for durability

The interior of Schneider's built-in microwaves is made of stainless steel, a material known for being durable and easy to clean.



## Combination microwave oven 45 cm

SCMC245BK | 1059 €\*(black)  
SCMC245BS | 1059 €\*(stainless steel)



### Main features

Volume: 44 litres  
Forced air multi-function  
Quick preheat function  
5 microwave power levels  
13 automatic programmes  
Microwave power: 900 W  
Grill power: 1,750 W  
Multi-function oven power: 1,750 W  
Turntable plate diameter: 36 cm  
Child lock  
Defrost function according to time and weight  
Timer: 95 min  
End of cooking time alarm signal

### Technical information

Cavity material: stainless steel  
White LED display  
Accessories included: 2 grill supports, top and bottom

## Combination microwave oven 38 cm

SCMC38HIDX | 706 €\*

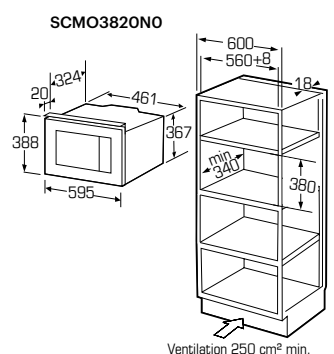
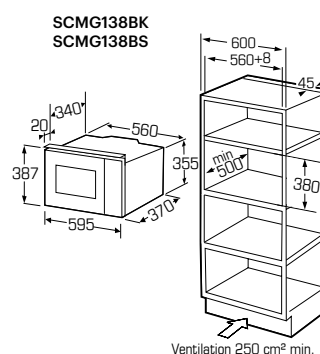
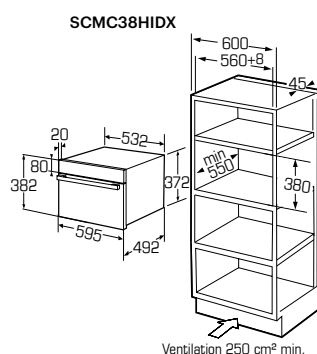
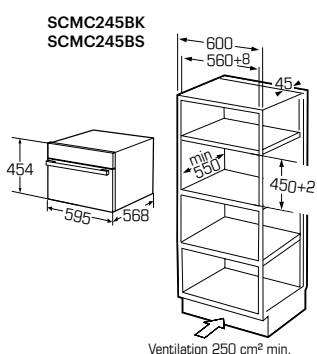


### Main features

Volume: 34 litres  
Forced air multi-function  
Quick preheat function  
5 microwave power levels  
4 combination programmes : MW + Forced air heat, MW + Grill, Grill + Forced air heat, MW + Grill + Forced air heat  
11 automatic programmes  
Microwave power: 900 W  
Grill power: 1,100 W  
Multi-function oven power: 2,300 W  
Turntable plate diameter: 34,5 cm  
Child lock  
Defrost function according to time and weight  
Timer: 95 min  
End of cooking time alarm signal

### Technical information

Cavity material: stainless steel  
White LED display  
Accessories included: 2 grill supports, top and bottom





## Microwave 38 cm

SCMG138BK | 530 €\*  

---

### Main features

Volume: 25 litres  
5 microwave power levels  
Grill function  
2 MW and grill combination programmes  
8 automatic programmes  
Microwave power: 900 W  
Grill power: 1,000 W  
Turntable plate diameter: 31,5 cm



25 L



38 CM



GRILL

Child lock  
Defrost function according to time and weight  
Timer: 95 min  
End of cooking alarm signal

### Technical information

Cavity material: stainless steel  
White LED display  
Accessories included: 1 grill support



Ovens and compact ovens

## Microwave 38 cm

SCMG138BS | 530 €\*  

---

### Main features

Volume: 25 litres  
5 microwave power levels  
Grill function  
2 combination programmes MW and grill  
8 automatic programmes  
Microwave power: 900 W  
Grill power: 1,000 W  
Turntable plate diameter: 31,5 cm



25 L



38 CM



GRILL

Child lock  
Defrost function according to time and weight  
Timer: 95 min  
End of cooking alarm signal

### Technical information

Cavity material: stainless steel  
White LED display  
Accessories included: 1 grill support



## Microwave 38 cm

SCMO3820NO | 412 €\*  

---

### Main features

Volume: 20 litres  
5 microwave power levels  
8 automatic programmes  
Microwave power: 800 W  
Turntable plate diameter: 24,5 cm  
Child lock



20 L



38 CM



32 CM

Defrost function according to time and weight  
Timer: 95 min  
End of cooking alarm signal

### Technical information

Cavity material: stainless steel  
White LED display





# Warming drawer

## Touch-sensitive controls

To facilitate use of the warming drawer, the controls are accessed from the side. Its touch-sensitive buttons are both user-friendly and practical. Each programme is clearly identified with clear symbols, which makes using your warming drawer as easy as child's play.



## Opens with a simple push

With its push and pull system, this warming drawer is ultra-simple to use and can be completely removed from its runners for easy access to your dishes.



## An anti-slip mat to ensure stability

No slipping allowed: our warming drawer is equipped with an anti-slip mat which provides grip for all container types and ensures they stay firmly in place when opening.

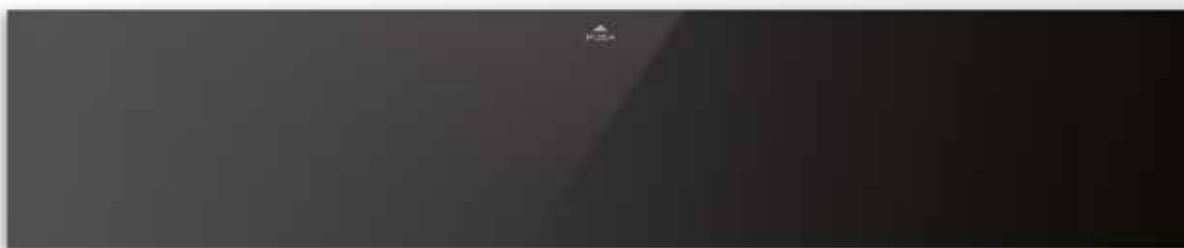


## Keep your food at the perfect temperature and more

Our warming drawer keeps your food at just the right temperature until you're ready to serve your guests. It's also ideal for gently defrosting food or proving bread. A genuine daily aide in the kitchen, you'll soon wonder how you managed without it.







## Warming drawer 14 cm

SCWD15BK | 588 €\*



### Main features

Push-pull opening, fully removable drawer

Touch-sensitive controls

Soft-closing

Anti-slip mat

Stainless steel cavity

Interior volume: 22 litres

Temperature range: 40° – 80° C

Functions: slow cooking, low-temperature cooking, yoghurt fermentation, defrost, warming, preheating crockery

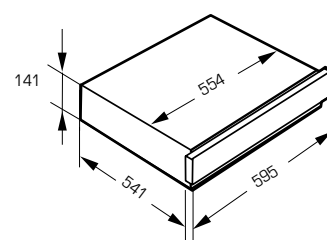
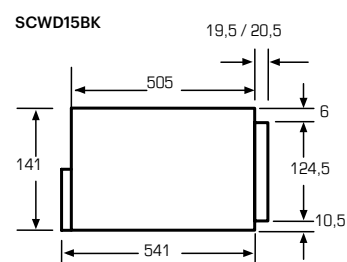
### Technical information

Max. load: 25 kg

Maximum number of plates: 12

Maximum number of espresso cups: 80

Preheating of crockery for 6 persons (EN 50242)



# Extractor hobs

---







Schneider's extractor hobs perfectly combine cooking and extraction, so you can save space and work in total comfort when preparing food.





## Cooking / Extractor hob




### Residual heat indicator

After switching off a cooking zone or hob, the hob surface is still hot. The residual heat indicator will therefore appear as an H on the screen which will disappear when the hob has sufficiently cooled down.

### Booster and double booster functions

The booster and double-booster functions heat up the selected hob zone more quickly. When this function is activated, the appliance operates at maximum power (3,000 W with double booster) for 10 minutes.



### Automatic cooking

When the required power level and then the function is selected, the hob activates the booster function to increase the temperature to the set level more quickly, before returning to the initial setting.

### Stop & go

This feature interrupts all of the hob's functions and saves the settings, ready to be reactivated whenever you need. Practical for taking time out between preparations!







## Cooking / extractor hob

### Keep warm function

---

This function sets the hob temperature to 70°C and keeps food warm until ready to serve. This helps prevent pans from boiling over and food from overcooking. The maximum time for using the keep warm function is 2 hours.



### Bridge or automatic bridge

---

With the bridge function, you can use two hob zones at the same time with the same settings, which provides a large hob zone for cooking your biggest pots and pans. The booster is also activated via this function.

### Grill function

---

With the grill button, you can use the cooking accessories, such as the grill or plancha, under optimal conditions by cooking food on the bridge zone at the right temperature.



### Smart detection

---

When you place a pan on a hob, the zone is automatically selected on the control panel and all you have to do is set the required power level.



## Cooking / extractor hob



### Booster function

Activating this function traps even the most stubborn grease and odours: the hood will extract at maximum power for 10 minutes.

### Delayed switch-off function

For cleaner air in the kitchen, activate this function: the hood will continue to operate for 15 minutes after the cooking hob has been switched off.



### Automatic function

This function links the hood to the cooking hob. The higher the power of the hob, the stronger the extraction from the hood.

### Grease filter saturation indicator

When the hood is switched on and the power is set to 0, the display shows the number of hours remaining before the filters need to be cleaned. The default number of hours is 30 but this setting can be adjusted.









## Extractor hob

4 induction zones with central extraction hood

SCVH651AS | 2822 €\*



### Main features

Cooking hob:

Central slider control and direct access to special functions

9 power levels + double booster

Timer

Keep warm function

Automatic bridge

Grill function

Stop & Go

Automatic cooking

Smart detection

Automatic function

Total power: 7,400 W



2 x 210 x 190 mm

2,100 W

Booster I : 2,300 W,

Booster II : 3,000 W



2 x 210 x 190 mm

2,100 W

Booster I : 2,300 W,

Booster II : 3,000 W

Hood:

Energy class A

EC motor, silent and efficient

Suction power: 499 m3/h

Noise level: max 69 dB

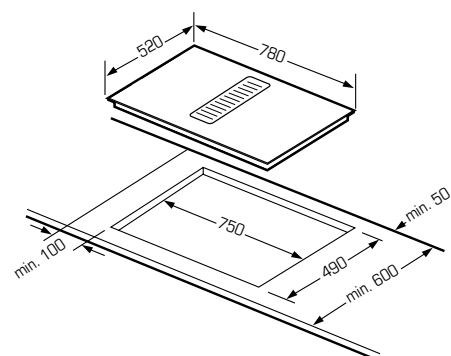
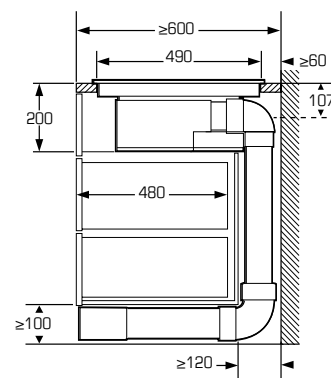
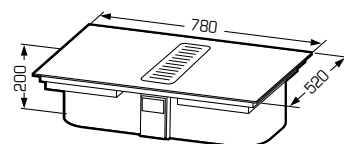
9 power levels + double booster

Delayed switch-off function

Dimensions: 78 x 52 cm

Grease filter saturation indicator

Can be installed in either recirculation or exhaust mode.  
The product comes with a pre-installed AirClean charcoal filter.  
Recirculation: for optional accessories, see technical table.  
Exhaust: accessories not included.



# Hobs

---







With their user-friendly design, Schneider induction hobs provide optimal control, power and safety at all times.





## Induction hobs



### 3 types of control for efficient cooking

All the induction hobs in the Schneider collection have 3 types of user-friendly controls for adjusting the hob power.

- touch-sensitive buttons with direct access to the hobs.
- a central slider is used to adjust the power by sliding your finger along it. The power can also be adjusted by touching the relevant area on the slider.
- multi-sliders combine both these benefits: the ease of use of the slider and direct access to the hob by selecting the corresponding slider.

### Residual heat indicator

This residual heat indicator, represented by an "H", appears when cooking is finished to signal that the hob is still hot. Wait until the area has cooled down completely to avoid the risk of burns.

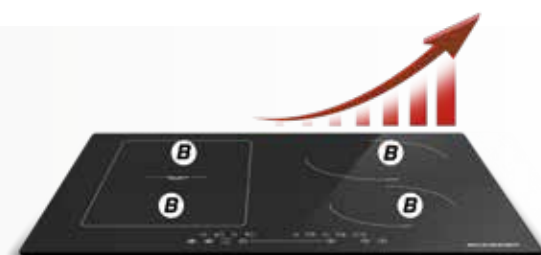


### Controlled cooking to the exact minute

Each hob is equipped with a timer, ensuring precise cooking to the exact minute, so that all your dishes are cooked to perfection.

### Short on time? Use the booster function

You can cook food much faster with the Booster function! When this function is activated, the temperature will rise much faster than in normal use, thus saving you time.







# Induction hobs

## Keep your food at the right temperature

The “keep warm” function is used to keep your food at just the right temperature, when your other dishes are not ready or when you are waiting to serve food. Say goodbye to lukewarm food, say hello to delicious flavours!



## Fancy cooking on a plancha?

When you cook with the plancha or barbecue on your induction hob, the plancha function sets the ideal power for you to cook meat, fish and vegetables in a healthy and tasty way.

## Large hob zones for large quantities!

Do you need to cook large quantities? Thanks to the large 28-cm hob zone on Schneider cooking hobs, you can prepare dishes in large pots and pans with the greatest of ease.



## A flexible zone for small or large dishes

Resolutely practical, Schneider induction hobs offer total flexibility, with either two separate cooking zones or a single 39.5 x 20 cm zone.

## Induction hob 60 cm

SCTI6042N5/1 | 647 €\*

### Main features

4 induction zones including  
2 flexible zones  
Multi-slider and touch-sensitive  
controls  
Timer: 99 min  
9 power levels  
Child lock  
Residual heat indicator  
Automatic shut-off  
Pan detector  
Plancha function  
Keep warm function



Total power: 7,400 W

Flexible zones: 395 x 200 mm  
2,500W, Booster 3,000 W

180 mm x 180 mm  
2,000 W, Booster 2,600 W

180 mm x 180 mm  
1,500 W, Booster 2,000 W

180 mm x 180 mm  
2,000 W, Booster 2,600 W

180 mm x 180 mm,  
1,500 W, Boster 2,000 W



## Induction hob 60 cm

SCTI6031N5/1 | 588 €\*

### Main features

3 induction zones including  
1 flexible zone  
Multi-slider control  
Plancha function  
Keep warm function  
Timer: 99 min  
9 power levels  
Child lock  
Residual heat indicator  
Automatic shut-off  
Pan detector




Total power: 7,400 W

Flexible zone: 395 x 200 mm  
2,500 W, Booster 3,000 W

180 mm x 180 mm  
2,000 W, Booster 2,600 W

180 mm x 180 mm  
1,500 W, Booster 2,000 W

Ø: 280 mm  
2,500 W, Booster 3,600 W



## Induction hob 60 cm

SCTI6041N3/1 | 530 €\*

### Main features

4 induction zones including  
1 flexible zone  
Multi-slider control  
Plancha function  
Keep warm function  
Timer: 99 min  
9 power levels  
Child lock  
Residual heat indicator  
Automatic shut-off  
Pan detector



Total power: 7,400 W

Flexible zone: 395 x 200 mm  
2,600 W, Booster 3,000 W

180 mm x 180 mm  
2,000 W, Booster 2,600 W


180 mm x 180 mm  
1,500 W, Booster 2,000 W

Ø : 210 mm  
2,000 W, Booster 2,600 W

Ø : 160 mm  
1,500 W, Booster 2,000 W







## Induction hob 60 cm


SCTI6031N3/1 | 530 €\*  
 \*incl. VAT


### Main features


3 induction zones including  
1 flexible zone  
Slider control  
Plancha function  
Keep warm function  
Timer: 99 min  
Booster on each hob  
9 power levels  
Child lock  
Residual heat indicator  
Automatic shut-off  
Pan detector




Total power: 7,400 W

 Flexible zone: 395 x 200 mm  
2,500 W, Booster 3,000 W

 Ø: 180 mm x 180 mm  
2,000 W, Booster 2,600 W

 Ø: 180 mm x 180 mm  
1,500 W, Booster 2,000 W

 Ø: 280 mm  
2,500 W, Booster 3,600 W



## Induction hob 60 cm


SCTI6030N3/1 | 447 €\*  
 \*incl. VAT


### Main features


3 induction zones  
Slider control  
Keep warm function  
Timer: 99 min  
Booster on each hob  
9 power levels  
Child lock  
Residual heat indicator  
Automatic shut-off  
Pan detector



Total power: 7,400 W

 Ø: 180 mm  
2,000 W, Booster 2,600 W

 Ø: 160 mm  
1,500 W, Booster 2,000 W

 Ø: 280 mm  
2,500 W, Booster 3,600 W



## Induction hob 60 cm


SCTI6030N1/1 | 388 €\*  
 \*incl. VAT


### Main features


3 induction zones  
Touch-sensitive controls  
Keep warm function  
Timer: 99 min  
Booster on each hob  
9 power levels  
Child lock  
Residual heat indicator  
Automatic shut-off  
Pan detector

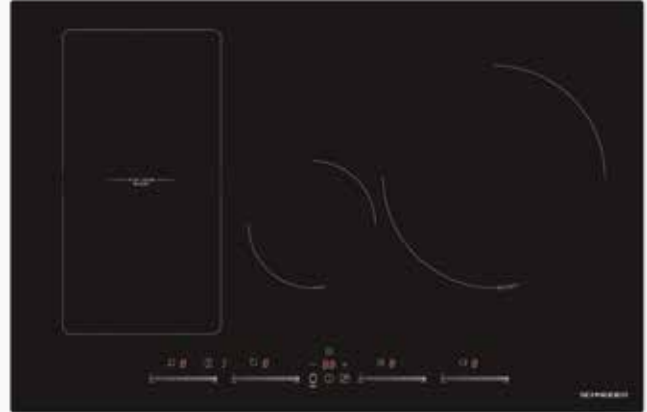


Total power: 7,400 W

 Ø: 180 mm  
2,000 W, Booster 2,600 W

 Ø: 160 mm  
1,500 W, Booster 2,000 W

 Ø: 280 mm  
2,500 W, Booster 3,600 W



## Induction hob 70 cm

SCTI7041N3/1 | 530 €\*



### Main features

4 induction zones including 1 flexible zone  
 Slider control  
 Plancha function  
 Keep warm function  
 Timer: 99 min  
 Booster on each hob  
 9 power levels  
 Child lock  
 Residual heat indicator  
 Automatic shut-off  
 Pan detector

Total power: 7,400 W



## Induction hob 80 cm


SCTI8041N3/1 | 765 €\*



### Main features

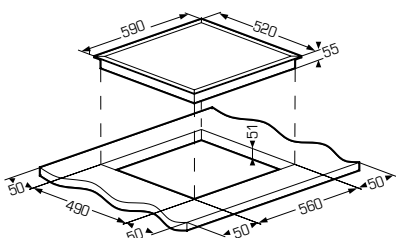
4 induction zones including 1 flexible zone  
 Slider control  
 Plancha function  
 Keep warm function  
 Timer: 99 min  
 Booster on each hob  
 9 power levels  
 Child lock  
 Residual heat indicator  
 Automatic shut-off  
 Pan detector

Total power: 7,400 W

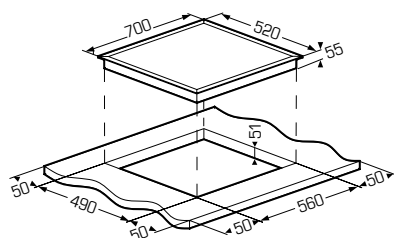


SCTI6042N5/1  
 SCTI6031N3/1  
 SCTI6041N3/1

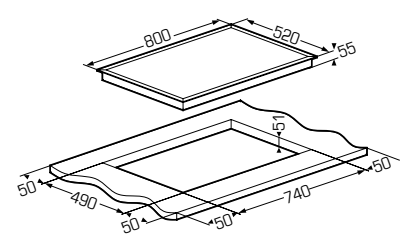
SCTI6030N3/1  
 SCTI6030N3/1  
 SCTI6030N1/1

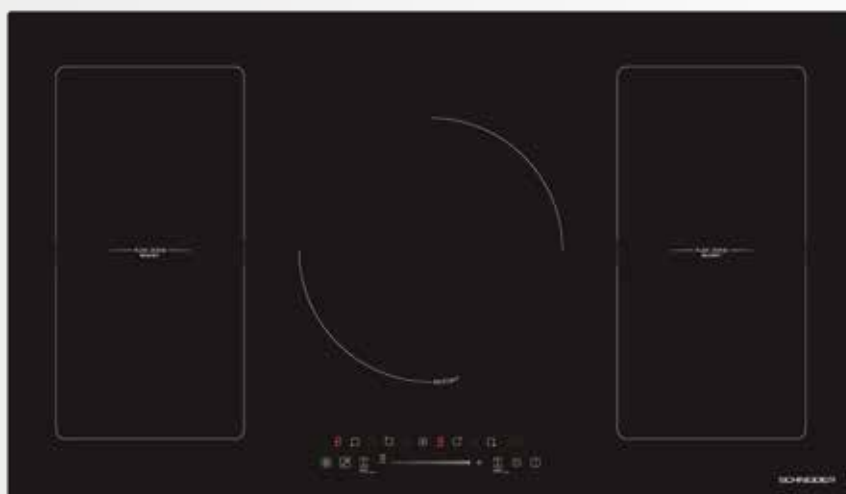


SCTI7041N3



SCTI8041N3





## Induction hob 90 cm

SCTI9528N3 | 882 €\*

### Main features

5 induction zones including 2 flexible zones

Slider control

Plancha function

Keep warm function

Timer: 99 min

Booster on each hob

9 power levels

Child lock


Residual heat indicator


Automatic shut-off


Pan detector





Total power: 7,400 W


 Flexible zones: 395 x 200 mm  
2,800W, Booster 3,500 W

 180 mm x 180 mm  
2,000 W, Booster 2,600 W

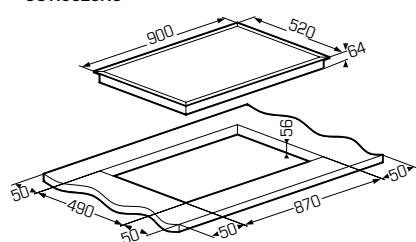
 180 mm x 180 mm  
1,500 W, Booster 2,000 W

 Ø : 280 mm  
2,300 W, Booster 3,000 W

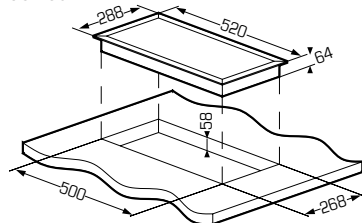
 180 mm x 180 mm  
2,000 W, Booster 2,600 W

 180 mm x 180 mm  
1,500 W, Booster 2,000 W

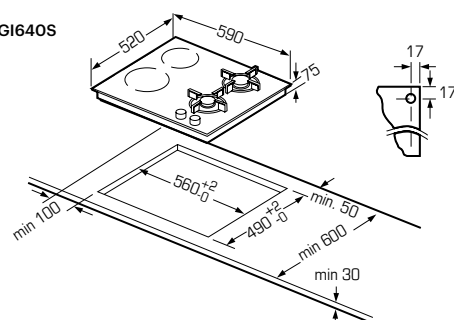
SCTI9528N3



SCDI30N1  
SCDI30M



SCTGI640S




## Domino induction hob


SCDI30M | 353 €\*  



### Main features

2 induction zones  
Touch-sensitive and knob controls  
Timer: 99 min  
Booster on each hob  
9 power levels  
Child lock  
Residual heat indicator  
Automatic shut-off  
Pan detector

Total power: 3,500 W

 Ø : 180 mm  
2,000 W

 Ø : 180 mm  
1,500 W




## Domino induction hob


SCDI30N1 | 318 €\*  


### Main features

2 induction zones  
Touch-sensitive controls  
Keep warm function  
Timer: 99 min  
Booster on each hob  
9 power levels  
Child lock  
Residual heat indicator  
Automatic shut-off  
Pan detector

Total power: 3,500 W

 Ø : 180 mm  
1,500 W, Booster 1,800 W

 Ø : 180 mm  
2,000 W, Booster 2,300 W




## Mixed induction - gas hob


SCTGI640S | 647 €\*  


### Induction main features

2 induction zones  
Slider control  
Timer: 99 min  
Booster on each hob  
9 power levels  
Child lock  
Residual heat indicator  
Automatic shut-off  
Pan detector

Total induction power:  
3,500 W


 Ø : 200 mm  
2,000 W / 2,300 kW

 Ø : 160 mm  
1,200 W / 1,500 kW


### Gas main features

2 Sabaf gas burner  
Glass top  
Cast iron pan supports,  
dishwasher safe  
One hand ignition  
Thermocouple safety device  
Equipped for natural gas, butane/  
propane injectors supplied with  
appliance

Total gas power:  
4,750 W

 Rapid burner:  
3,000 W

 Standard burner:  
1,750 W





## Gas hobs

### A tailor-made burner for your wok

---

Ideal for wok cooking, gas is ideal for searing your food while maintaining its crunchiness and flavour. Our appliances are equipped with a wok burner that can reach up to 3.8 kw and, thanks to its triple crown, heat is evenly distributed around the pan.



### Stylish and reassuringly safe

---

Our ultra-solid cast iron pan supports ensure your pots, pans and woks are completely stable during cooking, while looking stylish and being dishwasher safe.

### One-hand ignition

---

The knob controls are used to select the required power level and to automatically light the burners on your gas hob. Simply light and adjust the flame with one hand.



### Cook in complete safety

---

The thermocouple function ensures optimal safety, by shutting off the gas supply if the flame goes out.

Glass gas hob

SCTG741ACN | 471 €\*



Main features

5 Sabaf gas burner including 1 Wok burner

Glass top

Black aluminium control panel

Cast iron pan supports, dishwasher safe

One hand ignition

Thermocouple safety device

Equipped for natural gas, butane/ propane injectors supplied with appliance

Total connected load: 11,300 W

Standard burner: 1,750 W

Rapid burner: 3,000 W

Wok burner: 3,800 W

Standard burner: 1,750 W

Economy burner: 1,000W



Glass gas hob

SCTG640ACN | 353 €\*



Main features

4 Sabaf gas burner

Glass top

Black aluminium control panel

Cast iron pan supports, dishwasher safe

One hand ignition

Thermocouple safety device

Equipped for natural gas, butane/ propane injectors supplied with appliance

Total connected load: 7,500 W

Standard burner: 1,750 W

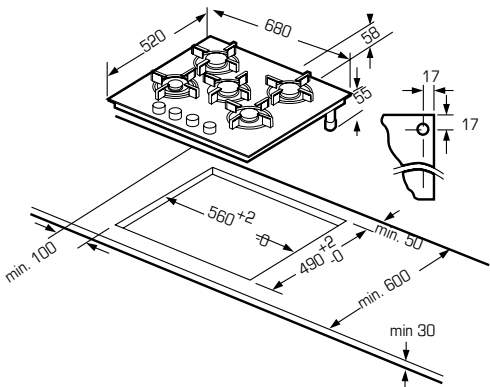
Standard burner: 1,750 W

Rapid burner: 3,000 W

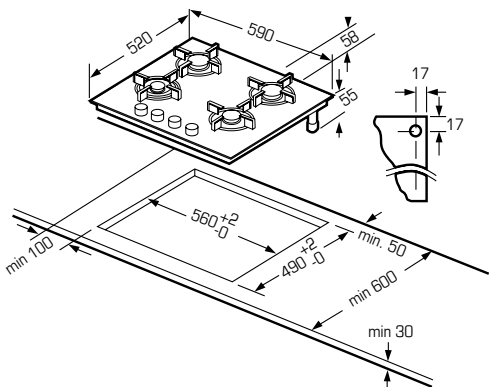
Economy burner: 1,000W




SCTG741ACN



SCTG640ACN







## Enamel gas hob 60 cm

SCTG6040B1 | 224 €\*



### Main features

4 Sabaf gas burner

Enamel top

Dishwasher-safe, enamelled pan supports

One hand ignition

Thermocouple safety device

Equipped for natural gas, butane/propane injectors supplied with appliance

Total connected load:  
7,500 W

Rapid burner:  
3,000 W

Standard burner:  
1,750 W

Standard burner:  
1,750 W

Economy burner:  
1,000 W

## Enamel gas hob 60 cm

SCTG6040N1 | 224 €\*



### Main features

4 Sabaf gas burner

Enamel top

Dishwasher-safe, enamelled pan supports

One hand ignition

Thermocouple safety device

Equipped for natural gas, butane/propane injectors supplied with appliance

Total connected load:  
7,500 W

Rapid burner:  
3,000 W

Standard burner:  
1,750 W

Standard burner:  
1,750 W

Economy burner:  
1,000W



## Stainless steel gas hob 60 cm

SCTG6040X1 | 224 €\*



### Main features

4 Sabaf gas burner

Enamel top


Dishwasher-safe, enamelled pan supports


One hand ignition


Thermocouple safety device


Equipped for natural gas, butane/  
propane injectors supplied with  
appliance

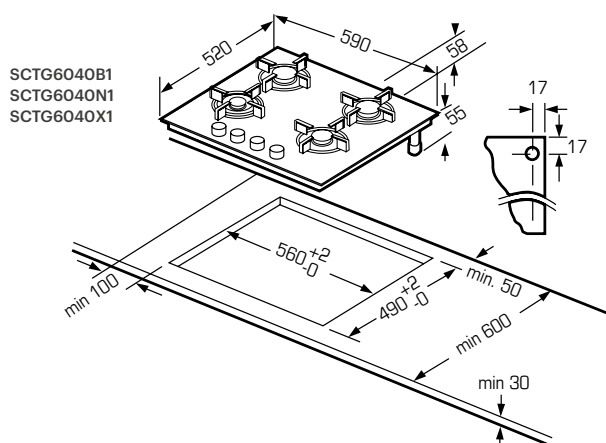
Total connected load:  
7,500 W


 Rapid burner:  
3,000 W

 Standard burner:  
1,750 W

 Standard burner:  
1,750 W

 Economy burner:  
1,000 W





### Vitroceramic hob

STV603 | 294 €\*

#### Main features

- 3 glass-ceramic hob zones including 1 double crow
- Touch-sensitive controls
- Timer
- 9 power levels
- Child lock
- Residual heat indicator
- Automatic shut-off

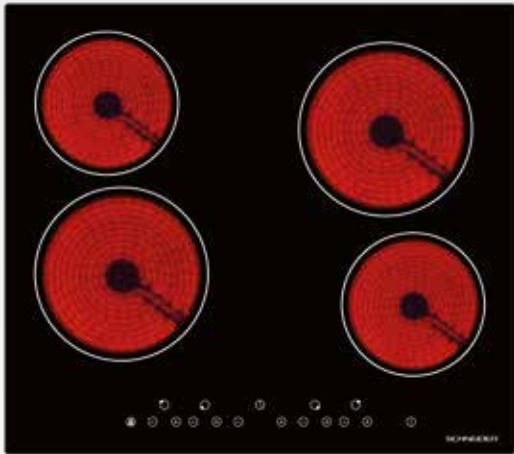


Total power :5,200 W

Ø : 200 mm  
1,800 W

Ø : 165 mm  
1,200 W

Ø : 138 mm /230 mm  
1,000 W /2,200 W



### Vitroceramic hob

STV604 | 294 €\*

#### Main features

- 4 glass-ceramic hob zones
- Touch-sensitive controls
- Timer
- 9 power levels
- Child lock
- Residual heat indicator
- Automatic shut-off



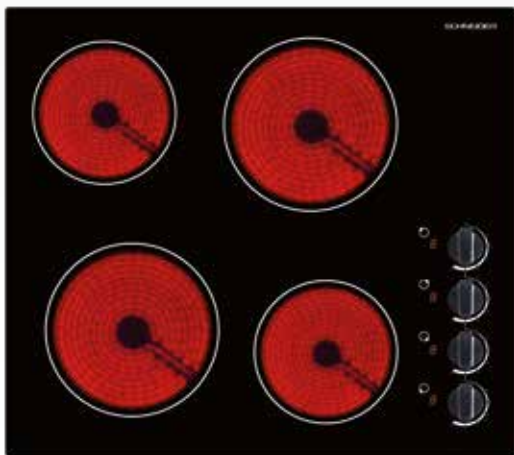
Total power: 6,000 W

Ø : 200 mm  
1,800 W

Ø : 165 mm  
1,200 W

Ø : 200 mm  
1,800 W

Ø : 165 mm  
1,200 W



### Vitroceramic hob

STV60M | 294 €\*

#### Main features

- 4 glass-ceramic hob zones
- Knob control with digital power display
- 7 power levels
- Residual heat indicator
- Automatic shut-off



Total power: 6,000 W

Ø : 200 mm  
1,800 W

Ø : 165 mm  
1,200 W

Ø : 200 mm  
1,800 W

Ø : 165 mm  
1,200 W

Vitroc ceramic domino hob

SDV30M | 236 €\*

Main features


- 2 glass-ceramic hob zones
- Knob control with digital power display
- 7 power levels
- Residual heat indicator
- Automatic shut-off



Total power: 3,000 W

Ø : 165 mm  
1,200 W

Ø : 200 mm  
1,800 W



Vitroc ceramic domino hob

SDV30S | 236 €\*

Main features

- 2 glass-ceramic hob zones
- Touch-sensitive controls
- Timer
- 9 power levels
- Child lock
- Residual heat indicator
- Automatic shut-off



Total power: 3,000 W

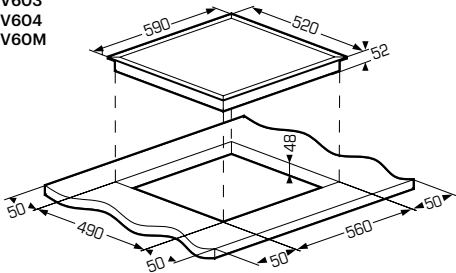
Ø : 165 mm  
1,200 W

Ø : 200 mm  
1,800 W

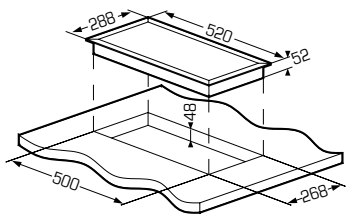


Hobs

STV603  
STV604  
STV60M



SDV30M  
SDV30S



# Extraction hoods

---









Schneider's energy-efficient cooker hoods combine aesthetics, suction performance and low noise levels.





## Extraction hoods



### Energy class

All of our decorative hoods are rated A+++ or A, with a capacity of up to 800 m<sup>3</sup>/h.

### Silent and efficient

Schneider cooker hoods have high suction power, while operating at a noise level that ensures both comfort and efficiency in the kitchen.



### Purified air

Schneider's anti-odour charcoal filters are the perfect accessory for your hood when installed in recirculation mode. Already pre-installed, you can enjoy clean air from the very first time you cook!

### Automatic opening

The extraction hood opens automatically according to the selected speed to optimise suction.



### Automatic shut-off

All our extraction hoods with touch-sensitive controls are equipped with a delayed shut-off function. This ensures that the hood continues to extract unpleasant odours for a few minutes after pressing the on/off button, leaving your environment even cleaner.



## Wall-mounted decorative hoods 60 & 90 cm

SCHD655AMN (60 cm) | 588 €\*  
SCHD955AMN (90 cm) | 647 €\*  
SCHD6652EB/1 (60 cm) | 530 €\*  
SCHD9652EB/1 (90 cm) | 588 €\*  
SCHD6652EB/1 (60 cm) | 530 €\*  
SCHD9652EB/1 (90 cm) | 588 €\*



### Main features

Recirculation or exhaust operation  
Matt glass finish  
Electronic button control  
Max. airflow: 600 m³/h  
Motor power: 165 W  
Noise level: 67 dB (A)  
3 speeds  
LED lights, 2 x 1,5 W  
3 aluminium grease filters  
Charcoal filters included  
Check valve  
Energy efficiency class: A  
Charcoal filter: 1.11.01.0004

## Wall-mounted decorative hoods 60 & 90 cm

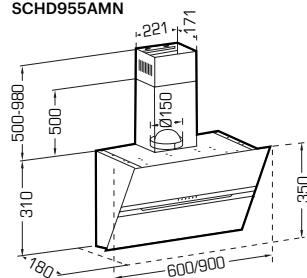
SCHD6652EB/1 (60 cm) | 530 €\*  
SCHD9652EB/1 (90 cm) | 588 €\*



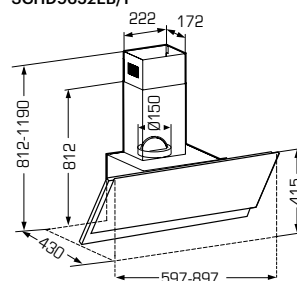
### Main features

Recirculation or exhaust operation  
Black glass finish  
Touch-sensitive controls  
BLDC Inverter motor  
Automatic shut-off function  
Max. airflow: 650 m³/h  
Motor power: 70 W  
Noise level: 57 dB (A)  
3 speeds + booster  
LED lights, 2 x 1,5 W  
2 / 3 aluminium grease filter  
Charcoal filters included  
Energy efficiency class: A+++  
Replacement charcoal filters: 1.11.01.0004

SCHD655AMN  
SCHD955AMN



SCHD6652EB/1  
SCHD9652EB/1



## Wall-mounted decorative hoods 60 & 90 cm

SCHD2A60EBV (60 cm) | 411 €\*  
SCHD2A90EBV (90 cm) | 470 €\*



### Main features

Recirculation or exhaust operation  
Black glass finish  
Touch-sensitive controls  
Automatic shut-off function  
Max. airflow: 594 m³/h  
Motor power: 165 W  
Noise level: 65 dB (A)  
3 speeds  
LED lights, 2 x 1,5 W  
1 aluminium grease filter  
Charcoal filters included  
Energy efficiency class: A  
Replacement charcoal filters: 1.11.01.0004



## Wall-mounted decorative hood 90 cm

SCHB2A90EBX | 471€\*



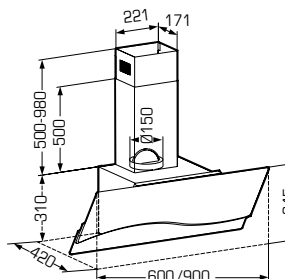
### Main features

Recirculation or exhaust operation  
Stainless steel and black glass finish  
Touch-sensitive controls  
Automatic shut-off function  
Max. airflow: 647 m³/h  
Motor power: 165 W  
Noise level: 68 dB (A)  
3 speeds  
LED lights, 2 x 1,5 W  
1 aluminium grease filter  
Charcoal filters included  
Energy efficiency class: A  
Replacement charcoal filters: 1.11.01.0004

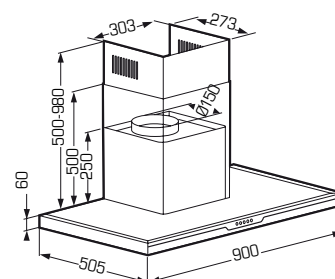


Extraction hoods

SCHD2A60EBV  
SCHD2A90EBV



SCHB2A90EBX





## Wall-mounted decorative hood 90 cm

SCHB9612TB/1 | 530 €\*



### Main features

- Recirculation or exhaust operation
- Stainless steel and black glass finish
- Touch-sensitive controls
- BLDC Inverter motor
- Automatic shut-off function
- Max. airflow: 480 m³/h
- Motor power: 70 W
- Noise level: 57 dB (A)
- 3 speeds + booster
- LED lights, 2 x 1,5 W
- 3 aluminium grease filter
- Charcoal filters included
- Energy efficiency class: A+++
- Replacement charcoal filters: CU003556



## Wall-mounted decorative hoods 60 & 90 cm

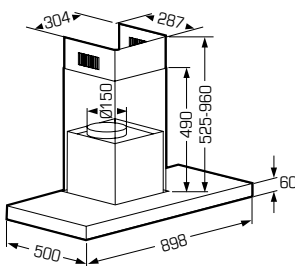
SCHB68EX (60 cm) | 411 €\*  
SCHB98EX (90 cm) | 470 €\*



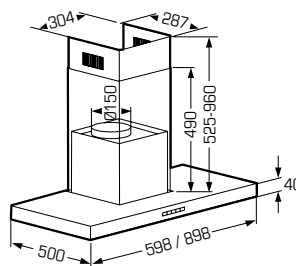
### Main features

- Recirculation or exhaust operation
- Stainless steel finish
- Electronic button control
- Max. airflow: 805 m³/h
- Motor power: 250 W
- Noise level: 65 dB (A)
- 3 speeds + booster
- LED lights, 2 x 1,5 W
- 2 / 3 aluminium grease filter
- Charcoal filters included
- Energy efficiency class: A
- Replacement charcoal filters: CU003556

SCHB9612TB/1



SCHB68EX  
SCHB98EX



## Wall-mounted decorative hoods 60 & 90 cm

SCHB66ANS (60 cm) | 471 €\*  
SCHB96ANS (90 cm) | 530 €\*



### Main features

Recirculation or exhaust operation  
Glass and stainless steel finish  
Electronic button control  
Max. airflow: 636 m³/h  
Motor power: 165 W  
Noise level: 65 dB (A)  
3 speeds  
LED lights, 2 x 1,5 W  
2 / 3 aluminium grease filter  
Charcoal filters included  
Check valve  
Energy efficiency class: A  
Charcoal filter: 1.11.01.0004



## Wall-mounted decorative hoods 60 & 90 cm

SCHB66AFN (60 cm) | 411 €\*  
SCHB96AFN (90 cm) | 470 €\*

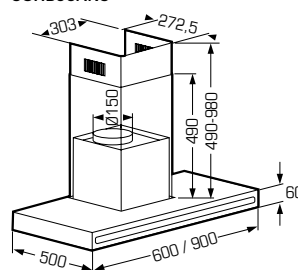


### Main features

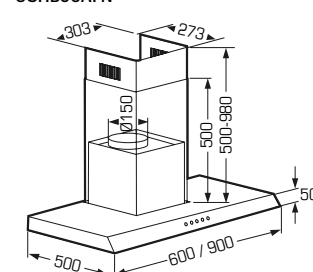
Recirculation or exhaust operation  
Glass and stainless steel finish  
Electronic button control  
Max. airflow: 636 m³/h  
Motor power: 165 W  
Noise level: 66 dB (A)  
3 speeds  
LED lights, 2 x 1,5 W  
2 aluminium grease filters  
Charcoal filters included  
Check valve  
Energy efficiency class: A  
Charcoal filter: 1.11.01.0004



SCHB66ANS  
SCHB96ANS



SCHB66AFN  
SCHB96AFN







## Island hood

SCHI9602AN | 706 €\*



### Main features

Recirculation or exhaust operation  
 Touch-sensitive controls  
 Automatic shut-off function  
 Max. airflow: 602 m³/h  
 Motor power: 165 W  
 Noise level: 61 dB (A)  
 3 speeds  
 LED lights, 4 x 1,5 W  
 3 aluminium grease filters  
 Charcoal filters included  
 Energy efficiency class: A  
 Replacement charcoal filters:  
 1.11.01.0009



## Island hood

SCHI6589AN | 588 €\*



### Main features

Recirculation operation  
 Touch-sensitive controls  
 Automatic shut-off function  
 Max. airflow: 589 m³/h  
 Motor power: 165 W  
 Noise level: 58 dB (A)  
 3 speeds  
 LED lights, 2 x 1,5 W  
 1 aluminium grease filter  
 Charcoal filters included  
 Energy efficiency class: A  
 Replacement charcoal filters:  
 1.11.01.0004

## Island hood

SCHI386AN | 706 €\*



### Main features

Mechanical keys with backlight

Recirculation operation

Automatic shut-off function

Max. airflow: 521m³/h

Noise level: 66 dB (A)

3 speeds

LED lights 2 x 1,5 W

1 aluminium grease filter

2 charcoal filters included

Black design

Energy efficiency class: A

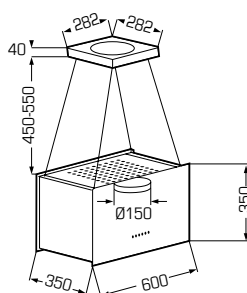
Dimensions : 38 x 38 cm

Charcoal filter: 1.11.01.0004

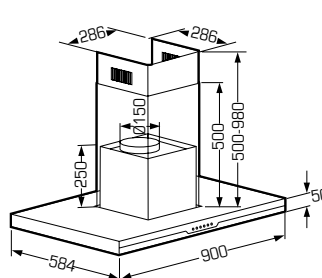


Extraction hoods

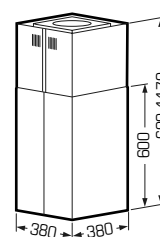
SCHI6589AN



SCHI9602AN



SCHI386AN





## Telescopic hood

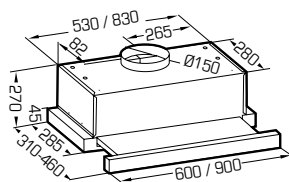
SCHT662AX (60 cm) | 236 €\*  
SCHT962AX (90 cm) | 353 €\*



### Main features

- Recirculation or exhaust operation
- Rocker switch control
- Max. airflow: 620 m³/h
- Motor power: 165 W
- Noise level: 68 dB (A)
- 2 speeds
- LED lights, 2 x 2 W
- 2 aluminium grease filters
- Charcoal filters included
- Energy efficiency class: A
- Replacement charcoal filters: 1.11.01.0004

SCHT662AX  
SCHT962AX



## Telescopic hood

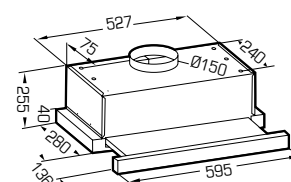
SCHT6044CX (stainless steel) | 200 €\*  
SCHT6044CN (black) | 200 €\*



### Main features

- Recirculation or exhaust operation
- Slide control
- Max. airflow: 440 m³/h
- Motor power: 105 W
- Noise level: 63 dB (A)
- 3 speeds
- LED lights, 1 x 1,5 W
- 2 aluminium grease filters
- Charcoal filters included
- Energy efficiency class: C
- Replacement charcoal filters: CU003556

SCHT6044CX  
SCHT6044CN





## Telescopic hood

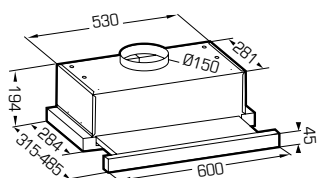
SCHT635CS | 189 €\*



### Main features

Recirculation or exhaust operation  
 Stainless steel telescopic hood  
 Mechanical slider control  
 Max. airflow: 294 m³/h  
 3 speeds  
 LED lights 1 x 2,5W  
 Noise level: 64dB  
 Aluminium grease filters  
 Charcoal filters included  
 Energy efficiency class: C  
 Motor power: 65W  
 Replacement charcoal filters:1.11.01.0005

SCHT635CS



## Telescopic hood

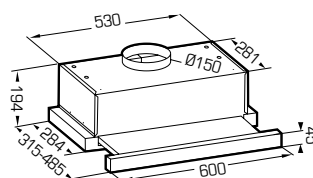
SCHT635CN | 189 €\*



### Main features

Recirculation or exhaust operation  
 Black telescopic hood  
 Mechanical slider control  
 Max. airflow:294 m³/h  
 3 speeds  
 LED lights 1 x 2,5W  
 Noise level: 64dB  
 Aluminium grease filters  
 Charcoal filters included  
 Energy efficiency class: C  
 Motor power 65W  
 Replacement charcoal filters:1.11.01.0005

SCHT635CN





## Filter unit

SCHG5255CS | 200 €\*



### Main features

- Recirculation or exhaust operation
- Stainless steel filter unit
- Manual button control
- Max. airflow: 447 m³/h
- 3 speeds
- LED lights 1 x 2,5W
- Noise level: 60dB
- Aluminium grease filters
- Charcoal filters included
- Energy efficiency class: C
- Motor power: 100W
- Replacement charcoal filters: 1.11.01.0004

## Filter unit

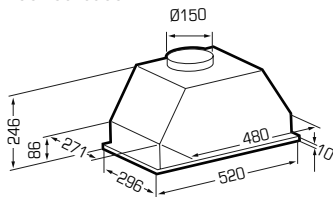
SCGA310S | 189 €\*



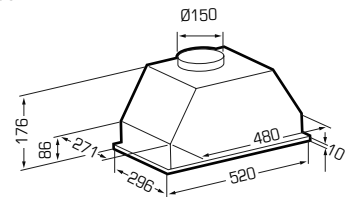
### Main features

- Recirculation or exhaust operation
- Stainless steel filter unit
- Manual button control
- Max. airflow: 301 m³/h
- 3 speeds
- LED lights 1 x 2,5W
- Noise level: 64dB
- Aluminium grease filters
- Charcoal filters included
- Energy efficiency class: C
- Motor power: 100W
- Replacement charcoal filters: 1.11.01.0004

SCHG5255CS



SCGA310S





## Canopy hood

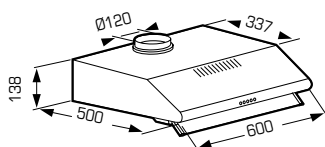
SCHC6400CX | 153 €\*



### Main features

Recirculation or exhaust operation  
 Manual button control  
 Max. airflow: 400 m³/h  
 Motor power: 2 x 95 W  
 Noise level: 65 dB (A)  
 3 speeds  
 LED lights, 2 x 2W  
 2 aluminium grease filters  
 Charcoal filters included  
 Energy efficiency class: D  
 Replacement charcoal filters:1.11.01.0003

SCHC6400CX



## Canopy hood

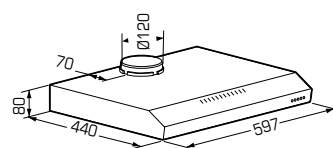
SCHC6018WH/1 (white) | 106 €\*  
 SCHC6018SL/1 (silver) | 106 €\*



### Main features

Recirculation or exhaust operation  
 Rocker switch control  
 Max. airflow: 199,2 m³/h  
 Motor power: 100 W  
 Noise level: 61 dB (A)  
 2 speeds  
 LED lights, 1 x 1,5 W  
 1 acrylic grease filter  
 Charcoal filter included  
 Energy efficiency class: B  
 Replacement charcoal filters:CU003974

SCHC6018WH/1  
 SCHC6018SL/1





# Dishwashers

---







With their silent operation and fully modular design, our dishwashers are a cut above the rest thanks to their energy efficiency, a real asset that makes everyday life easier, while protecting the environment.





# Dishwashers



Standard installation



Installation with sliding hinges



## Select the front panel of your choice

Thanks to its sliding hinges, the cabinet panel slides over the dishwasher door. This makes it possible to install front panels up to 800 mm high. This reduces the height of the skirting board without causing an obstruction when opening the dishwasher.

This is also the perfect solution for installing a dishwasher at height, thanks to the minimal gap.

## Installation at height

All the dishwashers in the Schneider range can be installed at height, so you don't have to bend down to use the dishwasher.



## 100% modular

The upper rack height of our dishwashers can be adjusted to 2 different positions. Even when the dishwasher is completely full, the rack adapts to your needs and your dishware (pots and pans, large plates, woks, etc.).



# Dishwashers



## Triple self-cleaning filter

Our dishwashers are equipped with a triple self-cleaning filter: a filtration system that continuously recycles the wash water, ensuring reduced water consumption.

## Manage your wash cycles

Thanks to a white dot of light on the floor, at all times, you can see whether your dishwasher is still running or if the dishes are ready to be put away.



## Auto stop function

To save energy, the dishwasher will switch itself off 15 minutes after the end of the programme if not activated by the user.

## Removable cutlery tray

Models with a cutlery tray allow more space for large utensils and plates in the lower rack, allowing dishware for 14 place settings to be washed at the same time. This removable tray can be placed on the worktop, making it easier to empty the dishwasher.







### Plan ahead with the delayed start function


---

Thanks to the Delayed Start function, you can programme your wash cycle up to 24 hours in advance to suit your schedule or to take advantage of off-peak rates.

### Tall model of 86 cm with interior lighting

---

With the space-saving lower rack, large plates up to 33 cm in diameter can go in the dishwasher. The taller models have up to 4 LED lights which improve visibility inside the dishwasher.



### Stainless steel interior for high-resistance

---

All our dishwashers are fitted with a resistant and non-oxidisable stainless steel interior, this material ensures your appliance will last longer.

### Automatic opening

---

At the end of the drying cycle, the dishwasher will open to allow any remaining moisture to escape. This ensures better drying performance with no additional energy consumption.







## Fully integrated dishwasher

SCLT6842CB | 941 €\*



### Main features

- 16 place settings
- XXL: 85,7 cm high
- Interior lighting, 4 x LED
- Cutlery tray
- Display on top edge of door
- Induction motor
- Automatic door opening at end of cycle
- Energy class: C
- Noise level: 42 dB
- Water consumption: 9,5 litres / cycle
- 8 programmes : auto, intensive, universal, eco, rapid, glass, rinse, 1 hour
- Extra dry option
- Delayed start of 1-24 h
- Half load option
- Racks with folding spikes
- Height-adjustable upper rack

### Comfort and safety

- Overflow safety device
- Salt level indicator
- Rinse aid level indicator
- Time remaining display
- Adjustable feet
- Automatic detergent dispenser



## Fully integrated dishwasher

SCLT6847DB | 764 €\*



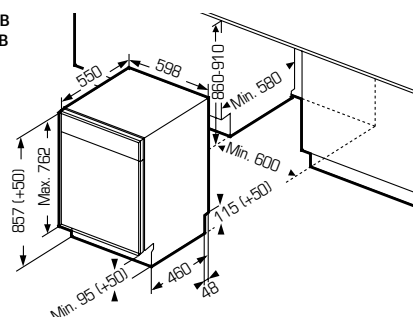
### Main features

- 16 place settings
- XXL: 85,7 cm high
- Interior lighting, 2 x LED
- Cutlery tray
- Display on top edge of door
- Automatic door opening at end of cycle
- Energy class: D
- Noise level: 47 dB
- Water consumption: 9,5 litres / cycle
- 4 programmes : intensive, eco, 90-minutes, rapid
- Delayed start 3/6/9/12 h
- Half load option
- Racks with folding spikes
- Height-adjustable upper rack

### Comfort and safety

- Overflow safety device
- Salt level indicator
- Rinse aid level indicator
- Adjustable feet
- Automatic detergent dispenser

SCLT6842CB  
SCLT6847DB





## Fully integrated dishwasher

SCDWF442CC/1 | 765 €\*

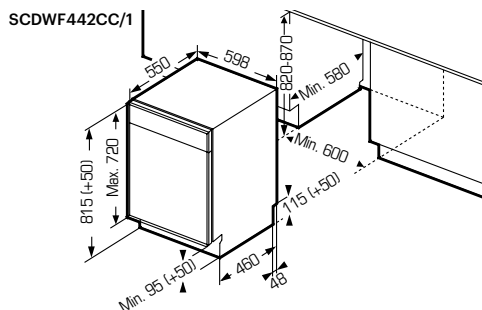


### Main features

- 14 place settings
- Cutlery tray
- Display on top edge of door
- Induction motor
- Automatic door opening at end of cycle
- Energy class: B
- Noise level: 42 dB
- Water consumption: 9,8 litres / cycle
- 8 programmes : auto, intensive, universal, eco, 90-minutes, rapid, glass, rinse
- Extra dry option
- + Turbo speed option
- Delayed start of 1-24 h
- Half load option
- Racks with folding spikes
- Height-adjustable upper rack

### Comfort and safety

- Overflow safety device
- Salt level indicator
- Rinse aid level indicator
- Time remaining display
- Adjustable feet
- Automatic detergent dispenser



## Fully integrated dishwasher

SCDWF444DS/1 | 765 €\*

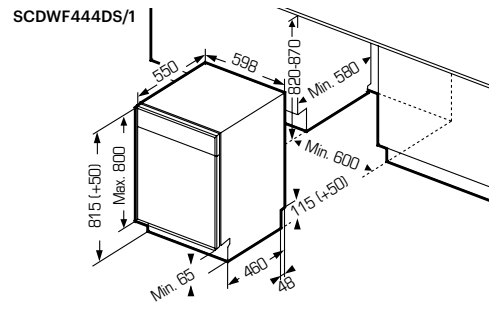


### Main features

- 14 place settings
- Cutlery tray
- Display on top edge of door
- Automatic door opening at end of cycle
- Energy class: C
- Noise level: 44 dB
- Sliding hinges
- Water consumption: 9,8 litres / cycle
- 8 programmes : auto, intensive, universal, eco, 90-minutes, rapid, glass, rinse
- Extra dry option
- Delayed start of 1-24 h
- Half load option
- Racks with folding spikes
- Height-adjustable upper rack

### Comfort and safety

- Overflow safety device
- Salt level indicator
- Rinse aid level indicator
- Time remaining display
- Adjustable feet
- Automatic detergent dispenser





## Fully integrated dishwasher

SCDW644DIC/1 | 741 €\*

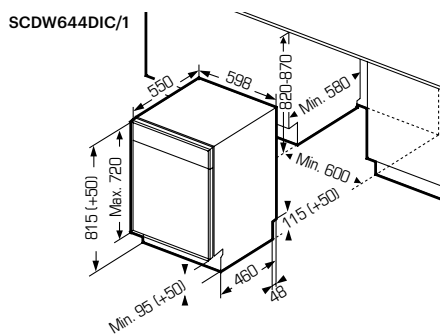


### Main features

- 14 place settings
- Cutlery tray
- Display on top edge of door
- Energy class: C
- Noise level: 44 dB
- LED info: dot of light on floor indicates when dishwasher is running
- Water consumption: 9,8 litres / cycle
- 8 programmes : auto, intensive, universal, eco, 90-minutes, rapid, glass, rinse
- Extra dry option
- + Turbo speed option
- Delayed start of 1-24 h
- Half load option
- Racks with folding spikes
- Height-adjustable upper rack

### Comfort and safety

- Overflow safety device
- Salt level indicator
- Rinse aid level indicator
- Time remaining display
- Adjustable feet
- Automatic detergent dispenser



## Fully integrated dishwasher

SCDW644DCU/1 | 706 €\*

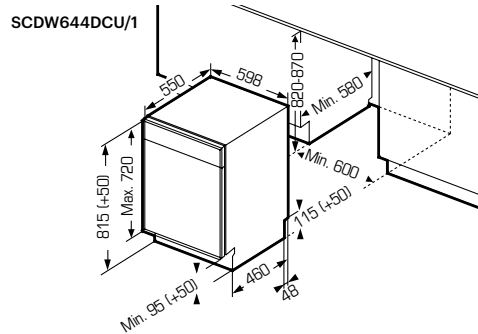


### Main features

- 14 place settings
- Cutlery tray
- Display on top edge of door
- Energy class: C
- Noise level: 44 dB
- Water consumption: 9,8 litres / cycle
- 8 programmes : auto, intensive, universal, eco, 90-minutes, rapid, glass, rinse
- Extra dry option
- + Turbo speed option
- Delayed start of 1-24 h
- Half load option
- Racks with folding spikes
- Height-adjustable upper rack

### Comfort and safety

- Overflow safety device
- Salt level indicator
- Rinse aid level indicator
- Time remaining display
- Adjustable feet
- Automatic detergent dispenser





## Fully integrated dishwasher

SCDW644D00/1 | 671 €\*



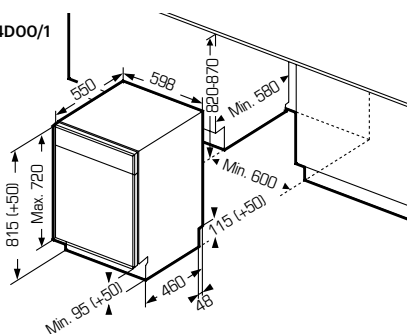
### Main features

- 14 place settings
- Display on top edge of door
- Energy class: C
- Noise level: 44 dB
- Water consumption: 9,8 litres / cycle
- 6 programmes : Intensive, universal, eco, 90-minutes, rapid, glass
- Delayed start of 1-24 h
- Half load option
- Racks with folding spikes
- Height-adjustable upper rack

### Comfort and safety

- Overflow safety device
- Salt level indicator
- Rinse aid level indicator
- Time remaining display
- Adjustable feet
- Automatic detergent dispenser

SCDW644D00/1



## Fully integrated dishwasher

SCLT6247G | 647 €\*



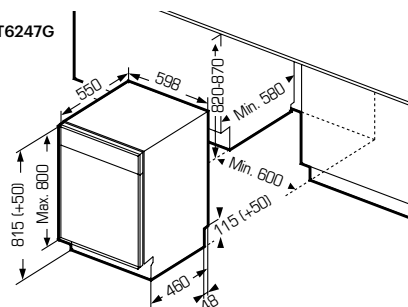
### Main features

- 12 place settings
- Energy class: E
- Noise level: 47 dB
- Sliding hinges
- Water consumption: 11 litres / cycle
- 4 programmes : intensive, eco, 90-minutes, rapid
- Delayed start 3/6/9/12 h
- Half load option
- Racks with folding spikes
- Height-adjustable upper rack

### Comfort and safety

- Overflow safety device
- Salt level indicator
- Rinse aid level indicator
- Adjustable feet
- Automatic detergent dispenser

SCLT6247G





## Fully integrated dishwasher

SCLT6247X0 | 588 €\*



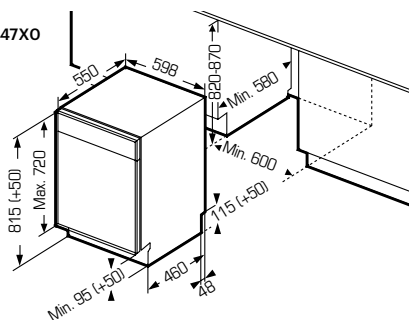
### Main features

- 12 place settings
- Display on top edge of door
- Energy class: E
- Noise level: 47 dB
- Water consumption: 11 litres / cycle
- 4 programmes :  
intensive, eco, 90-minutes, rapid
- Delayed start 3/6/9/12 h
- Half load option
- Racks with folding spikes
- Height-adjustable upper rack

### Comfort and safety

- Overflow safety device
- Salt level indicator
- Rinse aid level indicator
- Adjustable feet
- Automatic detergent dispenser

SCLT6247X0



## Fully integrated dishwasher

SCLT5044DG | 706 €\*



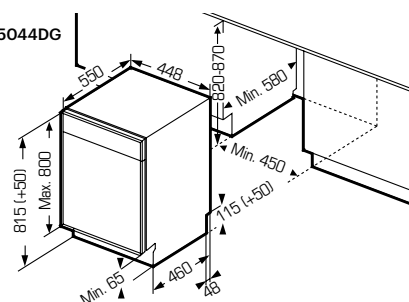
### Main features

- 10 place settings
- Cutlery tray
- Display on top edge of door
- Automatic door opening at end of cycle
- Energy class: D
- Noise level: 44 dB
- Sliding hinges
- Water consumption: 10 litres / cycle
- 5 programmes : auto, intensive, eco, 90-minutes, rapid
- Delayed start of 1-24 h
- Half load option
- Racks with folding spikes
- Height-adjustable upper rack

### Comfort and safety

- Overflow safety device
- Salt level indicator
- Rinse aid level indicator
- Adjustable feet
- Automatic detergent dispenser

SCLT5044DG





## Fully integrated dishwasher

SCLT5947EG | 647 €\*



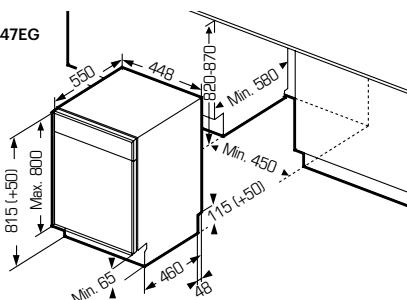
### Main features

- 9 place settings
- Display on top edge of door
- Energy class: E
- Noise level: 47 dB
- Sliding hinges
- Water consumption: 9 litres / cycle
- 5 programmes : auto, intensive, eco, 90-minutes, rapid
- Delayed start of 1-24 h
- Half load option
- Racks with folding spikes
- Height-adjustable upper rack

### Comfort and safety

- Overflow safety device
- Salt level indicator
- Rinse aid level indicator
- Adjustable feet
- Automatic detergent dispenser

SCLT5947EG



## Fully integrated dishwasher

SCDW504D00/1 | 647 €\*



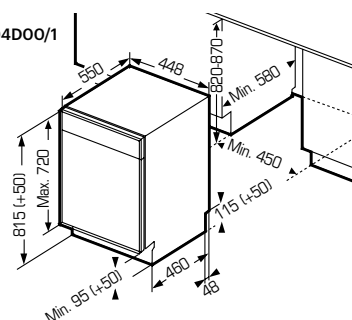
### Main features

- 10 place settings
- Display on top edge of door
- Energy class: C
- Noise level: 44 dB
- Water consumption: 8,5 litres / cycle
- 8 programmes : auto, intensive, universal, eco, 90-minutes, rapid, glass, rinse
- Delayed start of 1-24 h
- Half load option
- Racks with folding spikes
- Height-adjustable upper rack

### Comfort and safety

- Overflow safety device
- Salt level indicator
- Rinse aid level indicator
- Adjustable feet
- Automatic detergent dispenser

SCDW504D00/1





# Washing machines

---







Schneider washing machines are not only efficient in their functions, they are also energy efficient, quiet and durable.







# Washing machines

## Energy efficient washing machines

Schneider washing machines are designed for economical and eco-friendly use, offering the following advantages: the automatic variable capacity system which is used to adapt water and electricity consumption to the amount of laundry, the more economical and silent inverter motor and the specific programmes for different needs.



### 1h – wash and dry

With our integrated washer-dryer, you can wash and dry small loads of laundry in just 1 hour!

## Favourite programme

Once the washing cycle options have been selected, it's easy to save them by pressing the favourites button. With this function, you can activate the most frequently used wash cycle settings at the simple touch of a button.



## Blades & drum

The movement generated by the "S" shaped blades and the drum's crystal surface ensures perfect washing results, while caring for your laundry.



## Rapid

The rapid programme can be used to wash small loads of laundry in just 15 minutes, while reducing energy consumption.





# Washing machines



## Cotton 90°

Cotton fibres are extremely resistant and can withstand high washing temperatures. This programme is specially designed to eliminate the microorganisms that can accumulate in household linen (towels, sheets, dishcloths, etc.). It is suitable for white linen or linen whose colours do not bleed.

## Out-of-balance detection

For optimum machine stability, the out-of-balance detection feature automatically adjusts the spin speed according to the position of the laundry in the drum.



## Delayed start up to 24h

With this option, you can programme your wash or dry cycle in advance. This ensures your laundry will be clean and dry at the required time.

## Inverter motor

With its magnetic field operation, the inverter motor is equipped with a direct drum drive system, which limits vibration and mechanical friction. This mechanism inflicts less wear and tear on the appliance, thus extending its life. As a result, it is up to 30% quieter than a standard motor because of the lack of mechanical friction, and energy consumption is reduced by 25%.



## Wool

Programme specifically designed to care for woollen textiles, maintaining the fabric's softness and colour intensity.



## Built-in washing machine

SCWMI814/1 | 799 €\*



### Main features

Washing capacity: 8 kg

Max. spin speed: 1,400 rpm

Electronic programmer

White LED display

16 programmes: Intensive, Cotton, ECO 40-60, 20°, Rapid 15', Rapid 45', Rinse & Spin, Baby, Sports, Synthetic, Mixed, Delicates, Wool, Denim, Spin, Favourites

Delayed start 0 - 24h

Prewash

Extra rinse

Temperatures:

Cold/20°C/30°C/40°C/60°C/90°C

Inverter motor

Out-of-balance detection

Foam detection

Beep sounds at end of programme

Adjustable feet

### Technical information

Washing energy class: A

## Built-in washer dryer

SCWDI8614 | 1035 €\*



### Main features

8 kg washing/6 kg drying capacity

Max. spin speed: 1,400 rpm

Electronic programmer

White LED display

16 programmes: Intensive, Cotton, ECO 40-60, 20°, Rapid 15', Rinse & Spin, Baby, Sports, Mixed, Wool, Denim, Spin, Favourites, Washing & Drying, 1h Washing & Drying, Drying

Delayed start 0 - 24h

Prewash

Extra rinse

Temperatures:

Cold/20°C/30°C/40°C/60°C/90°C

Inverter motor

Out-of-balance detection

Foam detection

Beep sounds at end of programme

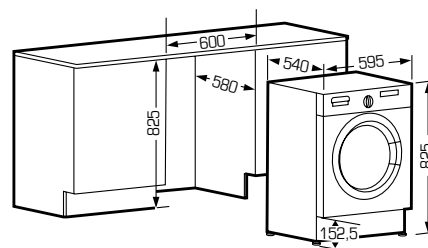
Adjustable feet

### Technical information

Washing and drying energy class: E

Washing energy class: B

SCWMI814/1  
SCWDI8614





# Cooling

---







With its wide range of refrigerators and freezers, Schneider offers solutions for all types of kitchen: built-in or freestanding, small or large capacity, modern or vintage, etc.





## Refrigerators




### No frost cooling

The No Frost technology reduces moisture inside the appliance: it's a dry cold which circulates evenly to chill all food equally and quickly. It also makes it easier to maintain your appliance: there's no need to defrost your freezer, it does so automatically.

### Airflow cooling

With a fridge-freezer equipped with an airflow ventilation system, you can store food wherever you like because the temperature stays the same in all the compartments. More energy efficient than a conventional appliance, airflow cooling preserves the nutritional properties of food by maintaining a balanced level of moisture.



### Twin technology

This technology combines airflow cooling to maintain a balanced moisture level in the refrigerator and No Frost cooling in the freezer section for efficient freezing without frost. Two types of cooling combined to create the perfect conditions for preserving food!



# Refrigerators




## Two special storage zones

The ChefZone compartment helps preserve the most perishable types of food, such as meat or fish, in optimal conditions. The VitaminZone compartment is for storing fruit and vegetables. The controlled temperature and adjustable humidity function provide the best possible storage conditions. What's more, our appliances are designed with a rail structure, making them much easier to use.

## Removable seal

With the removable seal, cleaning your fridge is easy. It can simply be removed and replaced by hand. This practical item can easily be replaced to extend the life of your appliance.



## Foldable bottle rack

This rack is used to store bottles in a stable, horizontal position, freeing up your storage space while remaining within easy reach. Even more flexible in our built-in range, this shelf folds down for increased storage capacity.









# Refrigerators



## Super chill / super freeze

If the fridge or freezer door has been left open for a long time (e.g. to store groceries), activate the super chill or super freeze function to quickly lower the temperature (to 2°C for the refrigerator, -25°C for the freezer). This helps to preserve food that has already been stored and chills recently-added food more quickly. This function is automatically deactivated after 24 hours.

## Alarm

Schneider refrigerators are equipped with two types of alarm:

- the open door alarm: a beeps sounds when the door has been left open for one minute.
- the temperature alarm indicates when the freezer temperature is abnormally high (-3°C).



## Holiday function

If you are planning a long absence without perishable food in the refrigerator, use the holiday function which helps you to save money by increasing the fridge temperature to 17°C, while the freezer temperature remains at 18°C.



## 90° opening

Ingenious! Even if your appliance is wedged into the tightest of corners, it's still easy to access the contents. The 90° opening angle of the door is sufficient to open the drawers and integrating your refrigerator into your kitchen is even easier.

## Led ceiling and side lighting

In combination with the standing ceiling lights, large LED strips have been added to the sides of the appliance, providing excellent visibility of the refrigerator's interior at all levels.



## Smart mode

The Smart button automatically adjusts the temperatures of the two compartments - the refrigerator to 5°C and the freezer to -18°C.

EXTRA  
LARGE  
HEIGHT



## Combi fridge-bottom mount freezer

SCRCE193NN | 1059 €\*



### Main features

Energy class: E

Total net capacity: 273 l  
of which refrigerator/freezer \*\*\*\* : 206 / 67 l

No Frost refrigerator and freezer

Door fitted with sliding hinges

Premium electronic control

### Interior equipment

Silver interior finish

5 shelves including 4 height-adjustable shelves

Shelves made of safety glass

4 door shelves

1 "ChefZone" drawer for meat and fish

1 "FreshZone" drawer for fruit and vegetables

LED ceiling and side lighting

3 drawers in the freezer

Holiday function

Super chill and super freeze functions

Open door alarm (refrigerator) and  
high temperature alarm (freezer)

### Technical information

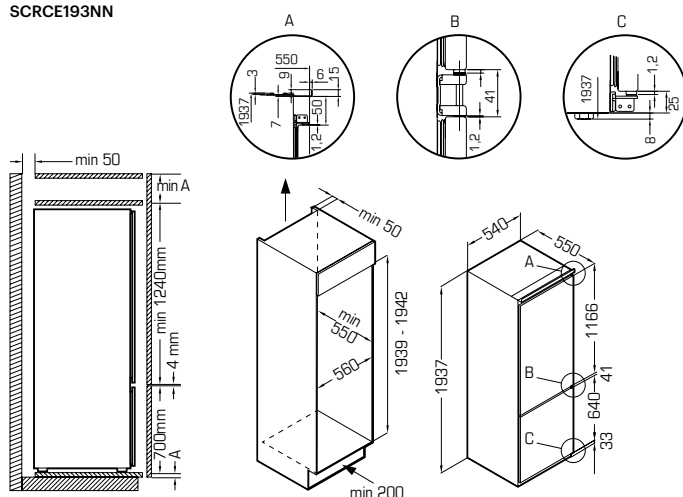
Noise level: 39 dB

Reversible doors

90° door opening

Adjustable front feet

SCRCE193NN



## Combi fridge-bottom mount freezer

SCRCE177NN | 1000 €\*



### Main features

Energy class: E

Total net capacity: 244 l  
of which refrigerator/freezer \*\*\*\* : 177 / 67 l

No Frost refrigerator and freezer

Door fitted with sliding hinges

Premium electronic control

### Interior equipment

Silver interior finish

4 shelves including 3 height-adjustable shelves

Shelves made of safety glass

3 door shelves

1 "ChefZone" drawer for meat and fish

1 "FreshZone" drawer for fruit and vegetables

LED ceiling and side lighting

3 drawers in the freezer

Holiday function

Super chill and super freeze functions

Open door alarm (refrigerator) and  
high temperature alarm (freezer)

### Technical information

Noise level: 39 dB

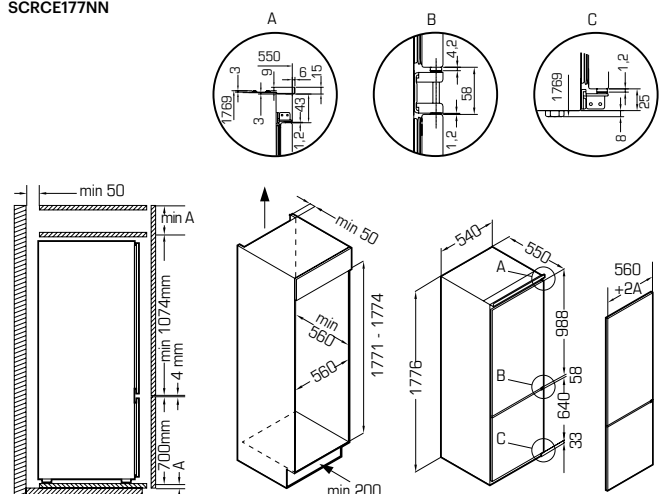
Reversible doors


90° door opening

Adjustable front feet



SCRCE177NN



SCRCA177BN | 941 €\* 



## Main features

Energy class: F

Total net capacity: 246 l

of which refrigerator/freezer \*\*\*\* : 190 l / 56 l

Forced air refrigerator with automatic defrost

No Frost freezer

Door fitted with sliding hinges

Electronic control

### Interior equipment

Silver interior finish

Foldable bottle rack

4 shelves including 3 height-adjustable shelves

Shelves made of safety glass

3 door shelves

1 "ChefZone" drawer for meat and fish

1 "VitaminZone" drawer with humidity control

LED interior ceiling and side lighting

Holiday function

## Super chill and super freeze functions

Open door alarm (refrigerator) and  
high temperature alarm (freezer)

## Technical information

Noise level: 41 dB

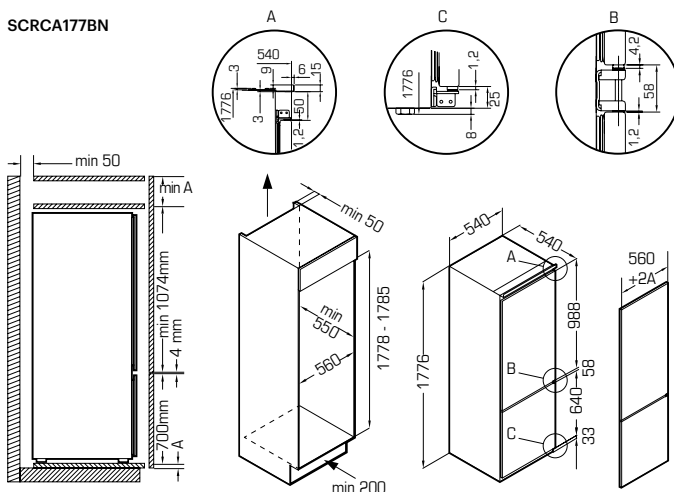
## Reversible doors

90° door opening

Adjustable front feet



SCRCA177BN



### Combi fridge-bottom mount freezer

SCRCA177BS (F) | 883 €\*  
 \*Preis in Abhängigkeit der Konfiguration

SCRCA277BS (E) | 941 €\*  
 \*Netto, ohne MwSt.



## Main features

Energy class ref. SCRCA177BS:F

Energy class ref. SCRCA277BS:E

Total net capacity: 250 l  
of which refrigerator/freezer \*\*\*\*: 190 l / 60 l

Forced air refrigerator with automatic defrost

### Static freezer

Door fitted with sliding hinges

## Electronic control

### Interior equipment

Silver interior finish

## Foldable bottle rack

5 shelves including 4 height-adjustable shelves

Shelves made of safety glass

3 door shelves

1 "VitaminZone" drawer with humidity control

LED interior ceiling and side lighting

Open door alarm (refrigerator) and high temperature alarm (freezer)

## Technical information

Noise level: 39 dB

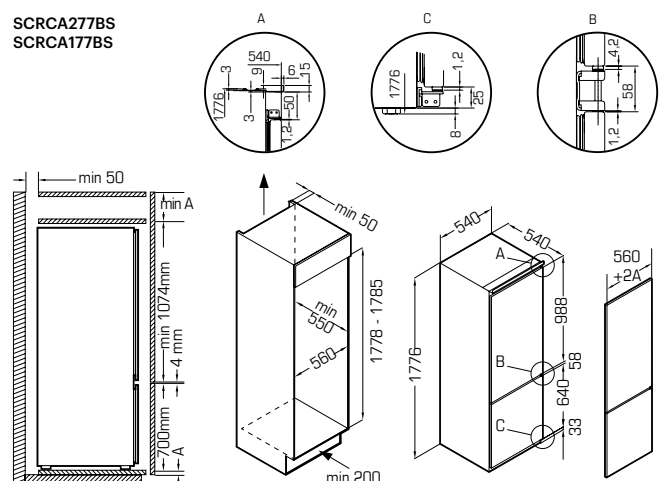
## Reversible doors

90° door opening

Adjustable front feet



SCRCA277BS  
SCRCA177BS







## Built-in single door refrigerator 178 cm

SCRLA177B0 (F) | 882 €\*  
SCRLA277B0 (E) | 941 €\*



### Main features

Energy class ref. SCRLA177B0 : F

Energy class ref. SCRLA277B0 : E

Total net capacity: 316 l

Forced air refrigerator with automatic defrost

Door fitted with sliding hinges

Electronic control

### Interior equipment

Silver interior finish

Foldable bottle rack

6 shelves including 5 height-adjustable shelves

Shelves made of safety glass

5 door shelves

2 "FreshZone" drawers for fruit and vegetables

LED interior ceiling and side lighting

Open door alarm

### Technical information

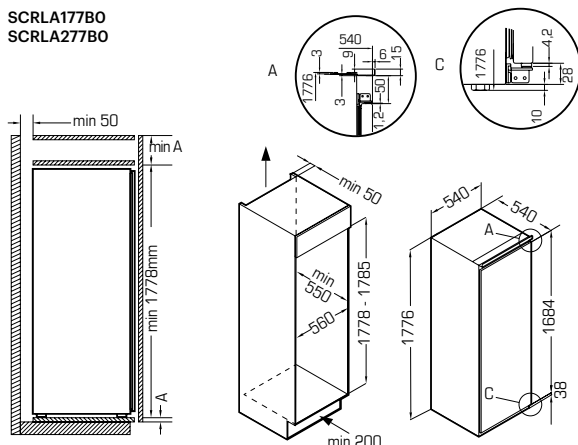
Noise level: 39 dB

Reversible door

90° door opening

Adjustable front feet

SCRLA177B0  
SCRLA277B0



## Combi fridge-bottom mount freezer

SCRC77SSA (F) | 765 €\*  
\*incl. delivery and installation



### Main features

Energy class: F

Total net capacity: 249 l  
of which refrigerator/freezer \*\*\*\*: 179 l / 70 l

Static refrigerator with automatic defrost

Static freezer

Door fitted with sliding hinges

Electronic control

### Interior equipment

Silver interior finish

4 shelves including 3 height-adjustable shelves

Shelves made of safety glass

3 door shelves

1 "FreshZone" drawer for fruit and vegetables

LED interior lighting

Super freeze function

Open door alarm

### Technical information

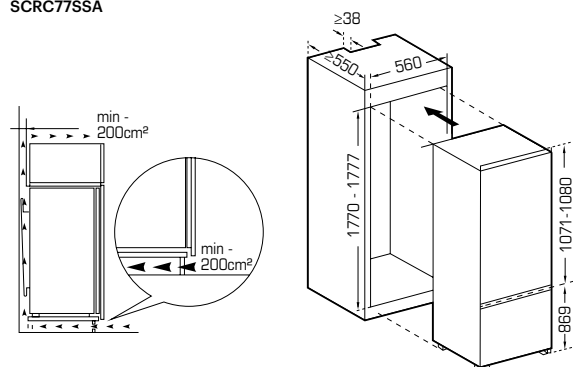
Noise level: 39 dB

Reversible doors

90° door opening



SCRC77SSA



## Built-in single door refrigerator 122 cm

SCRF122EA2 | 565 €\*



### Main features

Energy class: E

Total net capacity: 179 l  
of which refrigerator/freezer \*\*\*\*: 163 l / 16 l

Static refrigerator  
with automatic defrost

Static freezer

Door fitted with sliding hinges

Electronic control

### Interior equipment

Silver interior finish

3 shelves

Shelves made of safety glass

3 door shelves

1 "FreshZone" drawer for fruit  
and vegetables

LED interior lighting

Open door alarm

### Technical information

Noise level: 39 dB

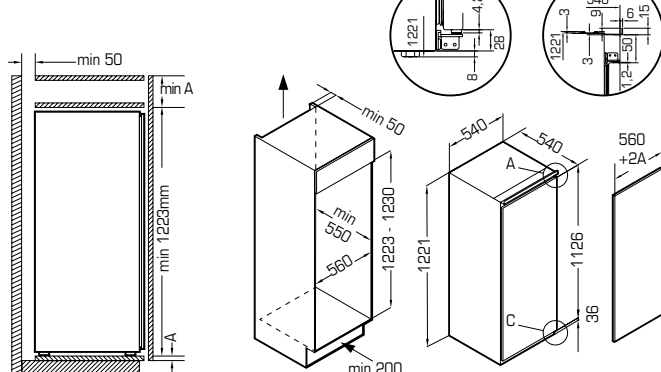
Reversible door

90° door opening

Adjustable front feet



SCRF122EA2



## Built-in single door refrigerator 122 cm

SCRL122EA2 | 565 €\*



### Main features

Energy class: E

Total net capacity: 197 l

Static refrigerator  
with automatic defrost

Door fitted with sliding hinges

Electronic control

### Interior equipment

Silver interior finish

4 shelves

Shelves made of safety glass

3 door shelves

1 "FreshZone" drawer for fruit  
and vegetables

LED interior lighting

Open door alarm

### Technical information

Noise level: 39 dB

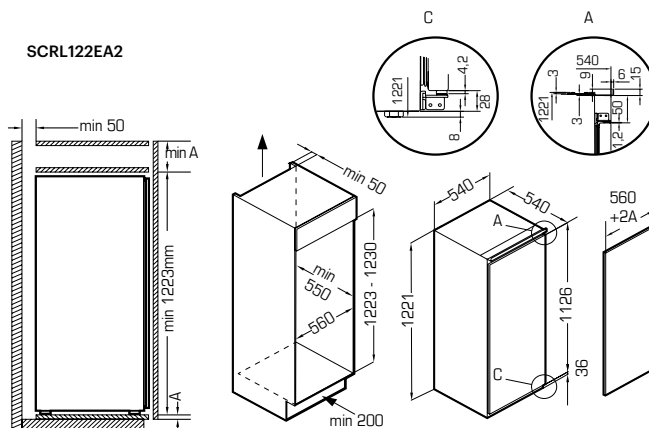
Reversible door

90° door opening

Adjustable front feet



SCRL122EA2





### Built-in single door refrigerator 88 cm

SCRL882ASO | 471 €\*



#### Main features

Energy class: E  
Total net capacity: 135 l  
Static refrigerator with automatic defrost  
Door fitted with sliding hinges  
Mechanical control

#### Interior equipment

Silver interior finish on shelves  
3 shelves including 1 height-adjustable shelves  
Shelves made of safety glass  
3 door shelves  
1 "FreshZone" drawer for fruit and vegetables  
LED interior lighting

#### Technical information

Noise level: 39 dB  
Reversible door  
90° door opening  
Adjustable front feet  
Reversible doors



### Built-in single door refrigerator 88 cm

SCRF882ASO | 471 €\*



#### Main features

Energy class: E  
Total net capacity: 116 l  
of which refrigerator/freezer \*\*\*\*: 100 l/16 l  
Static refrigerator with automatic defrost  
Door fitted with sliding hinges  
Mechanical control

#### Interior equipment

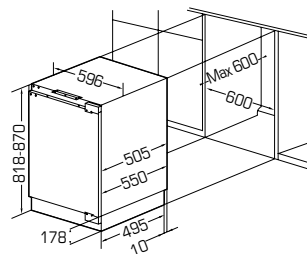
Silver interior finish on shelves  
2 shelves including 1 height-adjustable shelves  
Shelves made of safety glass  
3 door shelves  
1 "FreshZone" drawer for fruit and vegetables  
LED interior lighting

#### Technical information

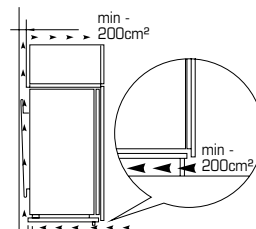
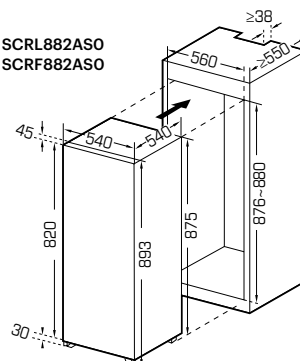
Noise level: 39 dB  
Reversible door  
90° door opening  
Adjustable front feet



SCRF482SEF



SCRL882AS0  
SCRF882AS0



## Built-in under-counter refrigerator 82 cm

SCRF482SEF | 588 €\*



### Main features

Energy class: F

Total net capacity: 111 l  
of which refrigerator/freezer \*\*\*\*:  
95 l/16 l

Static refrigerator with automatic defrost

Static freezer

Door fitted with pantograph hinges

Electronic control

### Interior equipment

2 shelves including 1 height-adjustable shelves

Shelves made of safety glass

2 door shelves

Additional storage under lower shelf

LED interior lighting

Open door alarm

### Technical information

Noise level: 40 dB

Reversible door

90° door opening

Adjustable front feet







Collection

---

# CONTEMPORAINE

---

With sleek lines, built-in handle and stainless steel or Dark stainless steel finish, you'll love the timeless, functional and modular design of the refrigerators in our contemporary range: their understated and elegant style blends perfectly with any type of kitchen.



**Dare to express minimalist  
contemporary** *Elegance*



SCMDCV605NFDAX

Collection  
CONTEMPORAINE

## Multidoor refrigerator with integrated wine cellar

SCMDCV605NFDAX (dark stainless steel) | 2940 €\*



### Main features

Energy class: E  
Total capacity: 606 litres  
Cooling type: No Frost  
Digital display  
Interior lighting  
Adjustable thermostat  
Super chill function  
Super freeze function  
Eco function  
Holiday function  
Open door alarm

### Refrigerator

Capacity: 382 litres  
Defrost: Automatic  
Shelf type: Glass  
2 shelves, 1 Fresh zone, 1 Vitamine zone (with humidity control), 6 door shelves

### Freezer

Capacity: 105 litres  
Defrost: Automatic  
3 drawers  
3 door shelves  
Freezing capacity: 4,8kg/24h  
Autonomy in case of power failure: 11H

### Wine cellar

Capacity: 119 litres  
Number of bottles (Bordeaux type) : 34  
Defrost: Automatic  
Door type: Glass  
Door treated with anti-UV protection  
Temperature range 5-18°C  
Shelf type: Wood (beech)  
4 shelves including 2 on telescopic rails  
Charcoal filter  
Open door alarm

### Technical information

Noise level: 41 dB(A)  
Climate class: N/ST  
L x H x P: 90,5 x 182 x 72 cm







SCUS513IMDAX



Collection  
CONTEMPORAINE

## American total no frost refrigerator 513 l

SCUS513IMDAX (dark stainless steel) | 1999 €\*



### Main features

Energy class: E  
Total capacity: 513 litres  
Cooling type : No Frost  
Digital display  
Interior lighting  
Adjustable thermostat  
Super chill function  
Super freeze function  
Eco mode  
Inverter motor  
Open door alarm

### Refrigerator

Volume 344 litres  
Defrost: Automatic  
Shelf type: Glass  
4 shelves, 2 vegetable crisper drawers,  
4 door shelves

### Freezer

Volume 169 litres  
Defrost: Automatic  
Ice maker: integrated into the inner door  
Production capacity: 1,5 kg/24h  
2 drawers  
1 balcony  
Freezing capacity: 12 kg/24h  
6-hour autonomy

### Technical information

Noise level: 39 dB(A)  
Climate class: SN-ST  
L x H x D: 90 x 177 x 66 cm



SCSBSWD529NFDAX



Collection  
**CONTEMPORAINE**

## Side by side total no frost refrigerator 529 l

SCSBSWD529NFDAX (dark stainless steel) | 1411 €\*



### Main features

Energy class: E  
529 litres (344/185)  
Cooling type: No Frost  
Interior lighting  
Adjustable thermostat  
Inverter motor  
Super chill function  
Super freeze function  
Eco mode

### Refrigerator

Defrost: Automatic  
Cold water dispenser  
Shelf type: Glass  
5 shelves, 1 vegetable crisper drawer,  
4 door shelves

### Freezer

1 drawer, 5 shelves, 4 door shelves  
Twist & Ice  
Auto-defrost  
Freezing capacity: 14 Kg / 24 h  
Autonomy in case of power failure: 9 h

### Technical information

Noise level: 39 dB(A)  
Climate class: SN / ST  
L x H x D: 90,5 x 177 x 67 cm



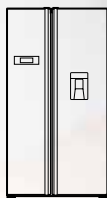


# Kitchen *Fit* design

A shallow depth kitchen range that adapts the fridge to your kitchen, not the other way around!



Profondeur 60 / 62 cm disponible sur 3 différentes structures.



SIDE BY SIDE



MULTIPORTES



COMBINÉ



SCMD362HNF2X

Collection  
CONTEMPORAINE

## Total No Frost multi-door refrigerator 362 l

SCMD362HNF2X (stainless steel) | 1411 €\*



### Main features

Energy class: E  
362 litres (237/125)  
Cooling type: No Frost  
Interior lighting  
Adjustable thermostat  
Inverter motor

### Refrigerator

Defrost: Automatic  
Shelf type: Glass  
3 shelves, 1 big vegetable crisper drawer,  
4 door shelves

### Freezer

4 drawers, 2 trays  
Auto-defrost  
Freezing capacity: 10 Kg /24 h  
Autonomy in case of power failure: 10 h

### Technical information

Noise level: 39 dB(A)  
Climate class: SN / ST  
L x H x D: 80 x 180 x 62 cm



SCSBSWD436NFDAX

Collection  
CONTEMPORAINE

## Side by side Total No Frost refrigerator 442 l

SCSBSWD436NFDAX (dark stainless steel) | 1294 €\*



### Main features

Energy class: F  
442 litres (291 / 151)  
Cooling type: No Frost  
Interior lighting  
Adjustable thermostat  
Inverter motor  
Super chill function  
Super freeze function  
Eco mode

### Refrigerator

Defrost: Automatic  
Cold water dispenser  
Shelf type: Glass  
5 shelves, 1 vegetable crisper drawer,  
4 door shelves

### Freezer

5 shelves, 1 drawer, 4 door shelves  
Auto-defrost  
Freezing capacity: 10 Kg / 24h  
Autonomy in case of power failure: 9,5h

### Technical information

Noise level: : 40 dB(A)  
Climate class: SN / ST  
L x H x D: 90,5 x 177 x 59,5 cm



SCHEIDT

0-8-1-5



NEW  
**DARK  
INOX**



SCCB285NFX



SCCB285NFDAX

SCCB285NFW

Collection  
CONTEMPORAINE

## No frost combi fridge-freezer 293 l

SCCB285NFDAX (dark stainless steel) | 882 €\*

SCCB285NFX (stainless steel) | 823 €\*

SCCB285NFW (white) | 765 €\*



### Main features

Energy class: F

293 litres (210/83)

Cooling type : No Frost

Interior lighting

Adjustable thermostat

### Refrigerator

Defrost: Automatic

Shelf type: Glass

4 shelves, 1 vegetable crisper drawer,  
3 door shelves

### Freezer

3 drawers

Auto-defrost

Freezing capacity: 3,8 Kg/24 h

Autonomy in case of power failure: 8,5 h

### Technical information

Noise level: 40 dB(A)

Climate class: N/ST

L x H x D: 60 x 185,8 x 60 cm



SCCA274NFDAX / SCOD360NFDAX

Collection  
CONTEMPORAINE

## Upright freezer 274 l

SCCA274NFDAX | 1117 €\*



### Main features

Energy class: E  
274 litres  
Cooling type: No Frost  
Interior lighting  
Adjustable thermostat  
Inverter motor  
Front display:  
- Temperature setting to precise degree  
- Functions: Super Freeze / Eco / Control lock /  
Open door alarm  
Defrost: Automatic  
Shelf type: Glass  
3 shelves, 1 XL drawer of 35L on runners,  
1 large drawer  
2 Door shelves including special Pizza section  
2 sliding trays, 1 Twist & ice

### Technical information

Noise level: 39 dB(A)  
Climate class: SN / T  
L x H x D: 59,5 x 185 x 65 cm

## Single door refrigerator 359 l

SCOD360NFDAX | 1057 €\*



### Main features

Energy class: E  
359 litres  
Cooling type: No Frost  
Interior lighting  
Adjustable thermostat  
Front display:  
- Temperature setting to precise degree  
- Functions : Super Freeze / Holiday /  
Control lock / Open door alarm  
Defrost: Automatic  
Shelf type: Glass  
4 shelves, 4 door shelves  
1 stainless steel bottle rack  
1 XL "Fresh Zone" vegetable crisper drawer 34L  
1 "Vitamin Zone" vegetable crisper drawer 27L  
1 convertible "Chef Zone" Fresh Zone 15L

### Technical information

Noise level: 40 dB(A)  
Climate class: SN / ST  
L x H x D: 59,5 x 185 x 65 cm



Collection

# BLACK MAT ■

The sophisticated and timeless Black mat collection blends perfectly into any kitchen. Its cement effect will add elegance and refinement to any interior.



**Black mat, add a touch of  
to your kitchen**

*Raw style*



SCFD558NFB

Collection  
**BLACK  
MAT**

## French door refrigerator 531 l

SCFD558NFB (black mat) | 1646 €\*



### Main features

Energy class: E  
Total net capacity: 531L (345 / 186 L)  
No frost Multiflow  
LED side lighting  
Electronic temperature control  
Holiday function  
Door alarm  
Shabbat mode (display and interior light can be deactivated)

### Refrigerator

Shelf type: Glass  
2 vegetable crisper drawers, 3 shelves with stainless steel finish, 8 door shelves with stainless steel finish  
Stainless steel bottom

### Freezer

Super freeze function  
2 drawers  
Freezing capacity: 8,5 kg /h  
Freezer autonomy in case of power failure: 11 h

### Technical information

Noise level: 41 dB (A)  
Climate class: N /ST  
L x H x D: 83,3 x 182 x 70,6 cm



SCB315NFB

Collection  
**BLACK  
MAT**

## Combi fridge-freezer 326 I

SCB315NFB (black mat) | 1176 €\*



### Main features

Energy class: F  
326 litres (226 / 100)  
NoFrost Multiflow  
Double LED side lighting  
Electronic temperature control  
Holiday function  
Door alarm

### Refrigerator

Fresh drawer  
Fruit and vegetable crisper drawer  
Shelf type: Glass  
2 shelves with stainless steel finish, 3 door shelves with stainless steel finish  
Chrome-plated bottle rack

### Freezer

3 drawers  
Freezing capacity: 4,5 kg / 24 h  
Freezer autonomy in case of power failure: 15 h

### Technical information

Noise level: 41 dB (A)  
Climate class: ST  
L x H x D: 59 x 185,2 x 66 cm



SDD260B

Collection  
**BLACK  
MAT**

## Double-door refrigerator 258 l

SDD260B (black mat) | 765 €\*



### Main features

Energy class: F

258 litres (206 / 52)

Static cooling with auto-defrost  
in the refrigerator

LED lighting

Mechanical temperature control

### Refrigerator

Vegetable crisper drawer

Shelf type: Glass

3 shelves with stainless steel finish, 3 door shelves  
with stainless steel finish

### Freezer

1 shelf

Freezing capacity: 3 kg / 24 h

Freezer autonomy in case of power failure: 14 h

### Technical information

Noise level: 41dB (A)

Climate class: N / ST

L x H x D: 54,5 x 170 x 58,3 cm

Collection

# Glass DOOR

The ultimate in sleek design, you'll love the elegance and minimalism of our Glass Door collection. The fully glass front with its beautiful sheen is sure to make your kitchen sparkle.



**Glass door, the *Chic* design!**



SCMD564NFGWLW

SCMD564NFGFLB

Collection  
**Glass**  
DOOR

## Multi-door refrigerator 564 l

SCMD564NFGFLB (black glass) | 1999 €\*  
SCMD564NFGWLW (white glass) | 1999 €\*



### Main features

Energy class: E  
564 litres (363 / 201)  
No Frost cooling  
LED lighting  
Electronic temperature control  
Inverter motor

### Refrigerator

Shelf type: Glass  
2 vegetable crisper drawers, 3 shelves  
with stainless steel finish,  
6 door shelves with stainless steel finish  
Stainless steel back

### Freezer

Freezing capacity: 14 kg  
Autonomy in case of power failure: 12 h  
Super freeze function

### Technical information

Door alarm  
Holiday function  
Child lock  
Noise level: 41dB (A)  
Climate class: N / ST  
L x H x D: 91,1 x 183 x 70,6 cm





SCUS556NFGLB

SCUS556NFGLW

Collection  
**Glass**  
DOOR

## American refrigerator 556 I

SCUS556NFGLB (black glass) | 2117 €\*  
SCUS556NFGLW (white glass) | 2117 €\*



### Main features

Energy class: E  
556 litres (372 / 184)  
No Frost cooling  
LED lighting  
Electronic temperature control  
Water dispenser  
Ice maker  
Inverter motor  
Door alarm  
Holiday function  
Child lock

### Refrigerator

Shelf type: Glass  
2 vegetable crisper drawers, 4 shelves with stainless steel finish, 6 door shelves with stainless steel finish

### Freezer

2 shelves  
2 drawers  
Freezing capacity: 8 kg/24H  
Autonomy in case of power failure: 6 h  
Super freeze function

### Technical information

Noise level: 41 dB (A)  
Climate class: SN / T  
L x H x D: 91,1 x 178 x 70.6 cm



Collection

# *Feeling's*

The Feeling's by Schneider range will add a touch of originality to your kitchen. Made with high-quality materials, the iconic style of this 50's tribute collection offers the best in technology, with the added bonus of a stylish design.







Succumb to the *Fifties* style

FEELING'S METAL HANDLE

CHROME FINISH

REMOVABLE SEALS

REMOVABLE  
DOOR SHELVES





SCB315VNFB (mat)

## No frost combi fridge-freezer 326 l

SCB315VNFB | 1411 €\*



### Main features

Energy class: E  
Total net capacity: 326L (226 /100 L)  
No frost  
LED side lighting  
Electronic temperature control  
Holiday function

### Refrigerator

ChefZone drawer 0 - 3 °C  
Vegetable crisper drawer  
Shelf type: Glass  
3 shelves with stainless steel finish, 3 door shelves with stainless steel finish, 1 bottle rack

### Freezer

Super freeze function  
3 drawers  
Freezing capacity: 4,5 kg /24 h  
Freezer autonomy in case of power failure: 15 h

### Technical information

Noise level: 41 dB (A)  
Climate class: N /ST  
L x H x D: 59,6 x 192,5 x 70,5 cm  
Accessories: Ice tray





■ SCB300VB (mat) 
 ■ SCB300VBL 
 ■ SCB300VR 
 ■ SCB300VCR 
 ■ SCB300VVA

## Combi fridge-freezer 304 I

SCB300V | 1176 €\*



### Main features

Energy class: E  
 Capacity: 304 litres (211/93)  
 Airflow cooling with auto-defrost in the refrigerator  
 LED lighting  
 Mechanical temperature control

### Refrigerator

Vegetable crisper drawer  
 Shelf type: Glass  
 3 shelves with stainless steel finish, 4 door shelves with stainless steel finish 1 bottle rack

### Freezer

3 drawers  
 Freezing capacity: 4,5 kg/24h  
 Freezer autonomy in case of power failure: 10 h

### Technical information

Noise level: 39 dB (A)  
 Climate class: N/ST  
 L x H x D: 59,5 x 189,9 x 64,5 cm  
 Accessories: Ice tray



SCCB250VB (mat) SCCB250VBL SCCB250VR SCCB250VVA SCCB250VCR

## Combi fridge-freezer 249 I

SCCB250V | 1000 €\*



### Main features

Energy class: E  
Capacity: 249 litres (180 / 69)  
Static cooling with auto-defrost in the refrigerator  
LED lighting  
Mechanical temperature control

### Refrigerator

Vegetable crisper drawer  
Shelf type: Glass  
3 shelves with stainless steel finish, 4 door shelves with stainless steel finish

### Freezer

3 drawers  
Freezing capacity: 4,5 kg/24h  
Freezer autonomy in case of power failure: 17 h

### Technical information

Noise level: 39 dB (A)  
Climate class: N/ST  
L x H x D: 54,5 x 181,5 x 62,6 cm  
Accessories: Ice tray

→ SLIM ←  
WIDTH



■ SCDD208VB (mat) ■ SCDD208VBL ■ SCDD208VR ■ SCDD208VVA ■ SCDD208VCR

## Double door refrigerator 211 l

SCDD208V | 823 €\*  
\*incl. 20% VAT



### Main features

Energy class: E  
Capacity 211 litres (172 / 39)  
Static cooling with auto-defrost in the refrigerator  
LED lighting  
Mechanical temperature control

### Refrigerator

Vegetable crisper drawer  
Shelf type: Glass  
3 shelves with stainless steel finish,  
5 door shelves with stainless steel finish

### Freezer

Freezing capacity: 2 kg / 24 h  
Freezer autonomy in case of power failure: 10 h  
1 shelf in the freezer section

### Technical information

Noise level: 40 dB (A)  
Climate class: N / ST  
L x H x D: 54,5 x 149,7 x 63,8 cm  
Accessories: Ice tray



SCDD309VB (mat)
  SCDD309VR
  SCDD309VCR

## Double door refrigerator 302 l

SCDD309V | 1176 €\*



### Main features

Energy class: E  
 Capacity: 302 litres (227 / 75)  
 Airflow cooling with auto-defrost in the refrigerator  
 LED lighting  
 Mechanical temperature control

### Refrigerator

Vegetable crisper drawer  
 Shelf type: Glass  
 3 shelves with stainless steel finish,  
 4 door shelves with stainless steel finish

### Freezer

Freezing capacity: 3,4 kg / 24 h  
 Freezer autonomy in case of power failure: 15 h  
 1 shelf in the freezer section

### Technical information

Noise level: 39 dB (A)  
 Climate class: N / ST  
 L x H x D: 60 x 181 x 65 cm  
 Accessories: Ice tray



SCCL329VB (mat)
  SCCL329VR
  SCCL329VCR
  SCCL329VBL

## Single door refrigerator 337 l

SCCL329V | 1176 €\*



### Main features

Energy class: E  
 Capacity: 337 litres  
 Airflow cooling with auto-defrost in the refrigerator  
 LED ceiling lighting  
 Electronic temperature control

### Technical information

Noise level: 40 dB (A)  
 Climate class: N / ST  
 L x H x D: 60 x 181 x 65 cm

### Refrigerator

2 Vegetable crisper drawers  
 Shelf type: Glass  
 4 shelves with stainless steel finish,  
 5 door shelves with stainless steel finish,  
 1 bottle rack

SLIM  
WIDTH



SCCL222VVA SCCL222VR SCCL222VB (mat) SCCL222VCR

## Single door refrigerator 229 l

SCCL222V | 823 €\*



### Main features

Energy class: E  
Capacity: 229 litres (211/18)  
Static cooling with auto-defrost in the refrigerator  
LED lighting  
Mechanical temperature control

### Refrigerator

Vegetable crisper drawer  
Shelf type: Glass  
3 shelves with stainless steel finish,  
4 door shelves with stainless steel finish

### Freezer

Freezing capacity: 2 kg /24 h  
Freezer autonomy in case of power failure: 6 h

### Technical information

Noise level: 40 dB (A)  
Climate class: N /ST  
L x H x D: 54,6 x 149,7 x 62,6 cm

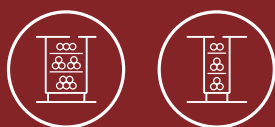


# Wine cellars

---







Keep your wine in ideal conditions thanks to the two independent temperature zones, the anti-UV doors and the anti-vibration function.





# Wine cellars

## Door treated with anti-UV protection

Our glass doors are treated with anti-UV protection, so that you can display your bottles without having to worry about the negative effect of light on the wine ageing process. The practical doors are reversible on all models.

## Electronic control

The electronic thermostat displays the temperature to the exact degree, ensuring that no matter the type of wine, it will be perfectly preserved. The buttons on the control panel are intuitive and easy to use.



## Anti-vibration

The ageing process can be disrupted by vibrations, which are detrimental to the proper conservation of the wine. Schneider wine cellars are equipped with additional protection, such as a compressor, which minimises vibration as far as possible.



## Adapt the temperature to the type of wine

Thanks to the 2 separate temperature zones, you can preserve and enhance the quality of your wine by storing it at the optimal temperature (between 5 and 22°C).



## Sliding shelves

The sliding shelves provide optimal access to your wine cellar with customized storage. You can remove the shelves to store more bottles or simply arrange them to your liking.





## Built-in wine cellar under worktop

SCCVEL6240 | 1529 €\*



### Main features

Temperature-controlled wine cellar  
 Type of installation: built-in/free-standing  
 Capacity: 40 bottles  
 Net volume: 112 litres  
 Electronic thermostat  
 Digital temperature display  
 Cooling type : with compressor, airflow  
 10 sliding wooden shelves  
 Noise level: 41 dB  
 2 temperature zones  
 Temperature range: 5 - 20°C

### Technical information

Door treated with anti-UV protection  
 Adjustable feet, max 45mm  
 2 x 0,5 W white LED interior lighting  
 Energy class: G  
 High temperature alarm

## Built-in wine cellar under worktop

SCCVEF6246 | 1176 €\*



### Main features

Temperature-controlled wine cellar  
 Type of installation: built-in/free-standing  
 Capacity: 46 bottles  
 Net volume: 129 litres  
 Electronic thermostat  
 Digital temperature display  
 Cooling type : with compressor, airflow  
 5 sliding wooden shelves  
 Noise level: 41 dB  
 2 temperature zones  
 Temperature range: 5 - 22°C

### Technical information

Door treated with anti-UV protection  
 Adjustable feet, max 45mm  
 1 W white LED interior lighting  
 Reversible door  
 Energy class: F  
 High temperature alarm





## Built-in wine cellar under worktop

SCCVEF3120 | 941 €\*



### Main features

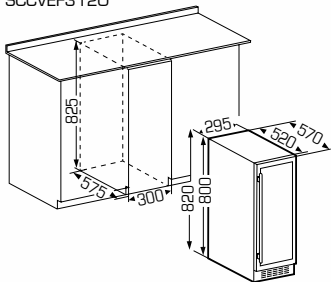
Temperature-controlled wine cellar  
 Type of installation: built-in/free-standing  
 Capacity: 20 bottles  
 Net volume: 56 litres  
 Electronic thermostat  
 Digital temperature display  
 Cooling type : with compressor, airflow  
 4 sliding wooden shelves  
 Noise level: 41 dB  
 1 temperature zone  
 Temperature range: 5 - 20° C

### Technical information

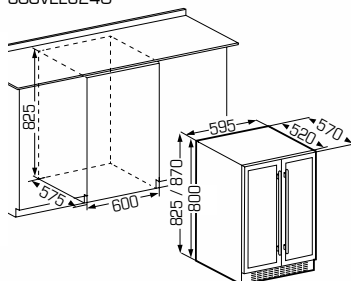
Door treated with anti-UV protection  
 Adjustable feet, max 45mm  
 1 W white LED interior lighting  
 Reversible door  
 Energy class: F  
 High temperature alarm



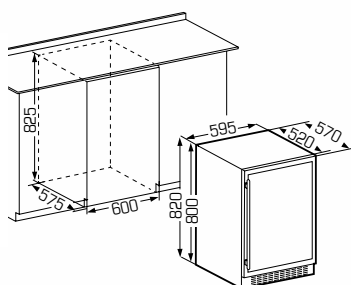
SCCVEF3120



SCCVEL6240



SCCVEF6246







## Built-in wine cellar 60 cm

SCCVI602BK | 1058 €\*



### Main features

Temperature-controlled wine cellar  
 Type of installation: built-in, height: 60 cm  
 Capacity: 36 bottles  
 Net volume: 85 litres  
 Electronic thermostat  
 Digital temperature display  
 Cooling type : with compressor, airflow  
 3 sliding wooden shelves  
 Noise level: 41 dB  
 2 temperature zones  
 Temperature range: 5 - 22°C

### Technical information

Door treated with anti-UV protection  
 Adjustable feet, max 8mm  
 1 W white LED interior lighting  
 Reversible door  
 Energy class: G  
 High temperature alarm

## Built-in wine cellar 60 cm

SCCVI602BS | 1058 €\*

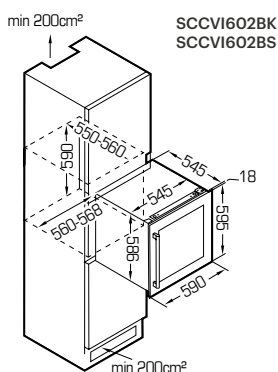


### Main features

Temperature-controlled wine cellar  
 Type of installation: built-in, height: 60 cm  
 Capacity: 36 bottles  
 Net volume: 85 litres  
 Electronic thermostat  
 Digital temperature display  
 Cooling type : with compressor, airflow  
 3 sliding wooden shelves  
 Noise level: 41 dB  
 2 temperature zones  
 Temperature range: 5 - 22°C

### Technical information

Door treated with anti-UV protection  
 Adjustable feet, max 8mm  
 1 W white LED interior lighting  
 Reversible door  
 Energy class: G  
 High temperature alarm





## Built-in wine cellar 45 cm

SCCVI451BK | 941 €\*



### Main features

Temperature-controlled wine cellar  
 Type of installation: built-in, height: 45 cm  
 Capacity: 28 bottles  
 Net volume: 62 litres  
 Electronic thermostat  
 Digital temperature display  
 Cooling type : with compressor, airflow  
 2 sliding wooden shelves  
 Noise level: 41 dB  
 1 temperature zone  
 Temperature range: 5 - 20°C

### Technical information

Door treated with anti-UV protection  
 Adjustable feet, max 8mm  
 1 W white LED interior lighting  
 Reversible door  
 Energy class: F  
 High temperature alarm

## Built-in wine cellar 45 cm

SCCVI451BS | 941 €\*

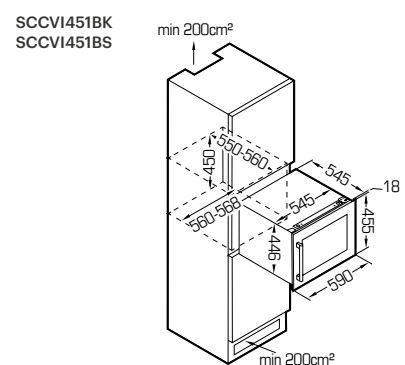


### Main features

Temperature-controlled wine cellar  
 Type of installation: built-in, height: 45 cm  
 Capacity: 28 bottles  
 Net volume: 62 litres  
 Electronic thermostat  
 Digital temperature display  
 Cooling type : with compressor, airflow  
 2 sliding wooden shelves  
 Noise level: 41 dB  
 1 temperature zone  
 Temperature range: 5 - 20°C

### Technical information

Door treated with anti-UV protection  
 Adjustable feet, max 8mm  
 1 W white LED interior lighting  
 Reversible door  
 Energy class: F  
 High temperature alarm





## Pyrolytic & catalytic ovens

| Type of appliance   | Pyrolytic oven  | Pyrolytic oven  | Pyrolytic oven  |
|---|---|---|---|
| Reference   | SCOP72HIDX  | SCOP27MIBK  | SCOP27BABK  |
| Multi-function  | Forced air  | Forced air  | Forced air  |
| Cleaning mode   | Pyrolysis   | Pyrolysis   | Pyrolysis   |
| Number of glass panes (door)                              | 4 panes   | 4 panes   | 4 panes   |
| Soft-closing door   | Yes   | Yes   | -   |
| Control types   | Touch-sensitive controls  | Push pull control knobs, Touch-sensitive controls   | Push pull control knobs, Touch-sensitive controls   |
| Cooking mode  | Multi-function  | Multi-function  | Multi-function  |
| Airflow/Forced air  | Forced air  | Forced air  | Forced air  |
| Number of functions                                       | 12  | 11  | 11  |
| Functions   | Lighting, defrost, fan-assisted double grill, double grill, grill, conventional fan, natural convection, base heat, forced air, pizza, eco, slow cooking, pyrolysis | Lighting, defrost, base heat, conventional oven, conventional fan, grill, double grill, fan-assisted double grill, forced air, eco, pyrolysis | Lighting, defrost, base heat, conventional oven, conventional fan, grill, double grill, fan-assisted double grill, forced air, eco, pyrolysis |
| Temperature range   | 30 - 250 °C   | 50 - 250 °C   | 50 - 250 °C   |
| Usable cavity volume (litres)                             | 72  | 70  | 70  |
| Heat settings   | 5   | 5   | 5   |
| Display   | White LED   | White LED   | White LED   |
| Display with eco mode (automatic sleep mode after 10 min) | Yes   | oui   | oui   |
| Additional features                                       | Temperature recommendation, telescopic rails on 1 level   | Soft-closing door, telescopic rails on 1 level, temperature recommendation  | Temperature recommendation  |
| Interior lighting (W)                                     | 25  | 25  | 25  |
| Energy efficiency class                                   | A+  | A   | A   |
| Total power (W)   | 3,200   | 3,200   | 3,200   |
| Grill power (W)   | 2,250   | 2,000   | 2,000   |
| Upper heating element power (W)                           | 950   | 950   | 950   |
| Lower heating element power (W)                           | 1,000   | 1,100   | 1,100   |
| Circular element power (W)                                | 1,800   | 2,000   | 2,000   |
| Consumption in conventional oven mode (kWh)               | 0,9   | 0,99  | 0,99  |
| Consumption in forced air mode (kWh)                      | 0,63  | 0,79  | 0,79  |
| Accessories included                                      | Drip tray, wire rack  | Drip tray, wire rack  | Drip tray, wire rack  |
| Voltage (V), Frequency (Hz)                               | 220-240, 50/60  | 220-240, 50/60  | 220-240, 50/60  |
| Cable length, without plug (cm)                           | 100   | 100   | 100   |
| Product dimensions (H x W x D) (cm)                       | 59,5 x 59,5 x 56  | 59,5 x 59,5 x 57,5  | 59,5 x 59,5 x 57,5  |
| Built-in dimensions (H x W x D) (cm)                      | 60 x 56 x 57  | 60 x 56 x 57  | 60 x 56 x 57  |
| Packaged product dimensions (H x W x D) (cm)              | 68,8 x 67 x 64,8  | 64,8 x 68,8 x 67  | 64,8 x 68,8 x 67  |
| Net weight (kg)   | 42  | 36  | 36  |
| Gross weight (kg)   | 44,5  | 39  | 39  |
| Quantity per container 20' (units)                        | 81  | 81  | 81  |
| Quantity per container 40' (units)                        | 162   | 162   | 162   |
| Quantity per container 40 HQ (units)                      | 216   | 228   | 228   |
| EAN Code  | 3 527 570 086 427   | 3 527 570 076 442   | 3 527 570 076 435   |
| DEEE excl. tax  | 8,33 €  | 8,33 €  | 8,33 €  |



| Pyrolytic oven  | Pyrolytic oven  | Catalytic oven   | Catalytic oven   |
|---|---|--|--|
| SCOP27MIBS  | SCOP27BABS  | SCOC17MIBS   | SCOC17BABS   |
| Forced air  | Forced air  | Forced air   | Forced air   |
| Pyrolysis   | Pyrolysis   | Catalysis  | Catalysis  |
| 4 panes   | 4 panes   | 3 panes  | 3 panes  |
| Yes   | -   | Yes  | Yes  |
| Push pull control knobs, knobs  | Push pull control knobs, knobs  | Push pull control knobs, knobs   | Push pull control knobs, knobs   |
| Multi-function  | Multi-function  | Multi-function   | Multi-function   |
| Forced air  | Forced air  | Forced air   | Forced air   |
| 11  | 11  | 10   | 10   |
| Lighting, defrost, base heat, conventional oven, conventional fan, grill, double grill, fan-assisted double grill, forced air, eco, pyrolysis | Lighting, defrost, base heat, conventional oven, conventional fan, grill, double grill, fan-assisted double grill, forced air, eco, pyrolysis | Lighting, defrost, base heat, conventional oven, conventional fan, grill, double grill, fan-assisted double grill, | Lighting, defrost, base heat, conventional oven, conventional fan, grill, double grill, fan-assisted double grill, |
| 50 - 250 °C   | 50 - 250 °C   | 50 - 250 °C  | 50 - 250 °C  |
| 70  | 70  | 70   | 70   |
| 5   | 5   | 5  | 5  |
| White LED   | White LED   | White LED  | White LED  |
| -   | -   | -  | -  |
| Soft-closing door, telescopic rails on 1 level, temperature recommendation  | Temperature recommendation  | Soft-closing door, telescopic rails on 1 level, temperature recommendation   | Temperature recommendation   |
| 25  | 25  | 25   | 25   |
| A   | A   | A  | A  |
| 3,200   | 3,200   | 3,000  | 3,000  |
| 2,000   | 2,000   | 2,000  | 2,000  |
| 950   | 950   | 950  | 950  |
| 1,100   | 1,100   | 1,100  | 1,100  |
| 2,000   | 2,000   | 2,000  | 2,000  |
| 0,99  | 0,99  | 0,99   | 0,99   |
| 0,79  | 0,79  | 0,79   | 0,79   |
| Drip tray, wire rack  | Drip tray, wire rack  | Drip tray, wire rack   | Drip tray, wire rack   |
| 220-240, 50/60  | 220-240, 50/60  | 220-240, 50/60   | 220-240, 50/60   |
| 100   | 100   | 100  | 100  |
| 59,5 x 59,5 x 57,5  | 59,5 x 59,5 x 57,5  | 59,5 x 59,5 x 57,5   | 59,5 x 59,5 x 57,5   |
| 60 x 56 x 57  | 60 x 56 x 57  | 60 x 56 x 57   | 60 x 56 x 57   |
| 64,8 x 68,8 x 67  | 64,8 x 68,8 x 67  | 64,8 x 68,8 x 67   | 64,8 x 68,8 x 67   |
| 36  | 36  | 36   | 35,5   |
| 39  | 39  | 39   | 38,5   |
| 81  | 81  | 81   | 81   |
| 162   | 162   | 162  | 162  |
| 228   | 228   | 228  | 228  |
| 3 527 570 076 466   | 3 527 570 076 459   | 3 527 570 076 428  | 3 527 570 076 411  |
| 8,33 €  | 8,33 €  | 8,33 €   | 8,33 €   |



## Pyrolytic/ catalytic / enamel ovens

| Type of appliance   | Catalytic oven   | Catalytic oven   | Pyrolytic oven   | Catalytic oven  |
|---|--|--|--|---|
| Reference   | SCOC17MIBK   | SCOC17BABK   | SCOP27ENBK   | SCOC17ENBK  |
| Multi-function  | Forced air   | Forced air   | Airflow  | Forced air  |
| Cleaning mode   | Catalysis  | Catalysis  | Pyrolysis  | Catalysis   |
| Number of glass panes (door)                              | 3 panes  | 3 panes  | 4 panes  | 2 panes   |
| Soft-closing door   | Yes  | -  | -  | -   |
| Control types   | Push pull control knobs, Touch-sensitive controls  | Push pull control knobs, Touch-sensitive controls  | Push pull control knobs  | Push pull control knobs   |
| Cooking mode  | Multi-function   | Multi-function   | Multi-function   | Multi-function  |
| Airflow/Forced air  | Forced air   | Forced air   | Forced air   | Forced air  |
| Number of functions                                       | 10   | 10   | 8  | 5   |
| Functions   | Lighting, defrost, base heat, conventional oven, conventional fan, grill, double grill, fan-assisted double grill, eco, forced air | Lighting, defrost, base heat, conventional oven, conventional fan, grill, double grill, fan-assisted double grill, eco, forced air | Lighting, defrost, natural convection, airflow convection, grill, double grill, fan-assisted double grill, pyrolysis | 25W Lighting, defrost, forced air heat, fan-assisted grill, grill |
| Temperature range   | 50 - 250 °C  | 50 - 250 °C  | 50 - 250 °C  | 50 - 250 °C   |
| Usable cavity volume (litres)                             | 70   | 70   | 65   | 70  |
| Heat settings   | 5  | 5  | 5  | 5   |
| Display   | White LED  | White LED  | White LED  | White LED   |
| Display with eco mode (automatic sleep mode after 10 min) | yes  | yes  | -  | -   |
| Additional features                                       | Soft-closing door, telescopic rail on 1 level, temperature recommendation  | Temperature recommendation   | Temperature recommendation   | Temperature recommendation  |
| Interior lighting (W)                                     | 25   | 25   | 25   | 25  |
| Energy efficiency class                                   | A  | A  | A  | A   |
| Total power (W)   | 3,000  | 3,000  | 3,200  | 2,100   |
| Grill power (W)   | 2,000  | 2,000  | 2,000  | 2,000   |
| Upper heating element power (W)                           | 950  | 950  | 950  | 950   |
| Lower heating element power (W)                           | 1,100  | 1,100  | 1,100  | 1,100W  |
| Circular element power (W)                                | 2,000  | 2,000  | 2,000  | 2,000   |
| Consumption in conventional oven mode (kWh)               | 0,99   | 0,99   | 0,99   | 0,99  |
| Consumption in forced air mode (kWh)                      | 0,79   | 0,79   | 0,79   | 0,79  |
| Accessories included                                      | 1 drip tray, 1 wire rack   | 1 drip tray, 1 wire rack   | 1 drip tray, 1 wire rack   | 1 drip tray, 1 wire rack  |
| Voltage (V), Frequency (Hz)                               | 220-240, 50/60   | 220-240, 50/60   | 220-240, 50/60   | 220-240, 50/60  |
| Cable length, without plug (cm)                           | 100  | 100  | 100  | 100   |
| Product dimensions (H x W x D) (cm)                       | 59,5 x 59,5 x 57,5   | 59,5 x 59,5 x 57,5   | 59,5 x 59,5 x 57,5   | 59,5 x 59,5 x 57,5  |
| Built-in dimensions (H x W x D) (cm)                      | 60 x 56 x 57   | 60 x 56 x 57   | 60 x 56 x 57   | 60 x 56 x 57  |
| Packaged product dimensions (H x W x D) (cm)              | 64,8 x 68,8 x 67   | 64,8 x 68,8 x 67   | 64,8 x 68,8 x 67   | 64,8 x 68,8 x 67  |
| Net weight (kg)   | 35,5   | 35   | 35   | 35  |
| Gross weight (kg)   | 38,5   | 40   | 40   | 40  |
| Quantity per container 20' (units)                        | 81   | 81   | 81   | 81  |
| Quantity per container 40' (units)                        | 162  | 162  | 162  | 162   |
| Quantity per container 40HQ (units)                       | 228  | 228  | 228  | 228   |
| EAN Code  | 3 527 570 076 404  | 3 527 570 076 398  | 3 527 570 090 257  | 3 527 570 090 240   |
| DEEE excl. tax  | 8,33 €   | 8,33 €   | 8,33 €   | 8,33 €  |



| Enamel oven   | Enamel oven                                    |
|---|--|
| SCOE7053BL  | SCOE6166BL                                     |
| Forced air  | -  |
| Manual  | Manual   |
| 3 panes   | 2 panes  |
| -   | -  |
| control knobs   | control knobs                                  |
|   | Natural convection                             |
| 5   | 4  |
| Lighting, forced air heat, grill, fan-assisted grill, defrost | Lighting, Grill, natural convection, base heat |
| 60 - 250°C  | 60 - 250°C                                     |
| 68  | 61   |
| 5   | 5  |
| White LED   | -  |
| -   | -  |
|   | -  |
| 25  | 25   |
| A   | A  |
| 2,200   | 2,500  |
| 1,300   | 1,300  |
| 1,300   | 1,300  |
| 1,000   | 1,000  |
| 1,800   | -  |
|   | 0,71   |
| 0,76  | -  |
| 1 drip tray, 1 wire rack                                      | 1 drip tray, 1 wire rack                       |
| 220-240,50  | 220-240,50                                     |
| 100   | 100  |
| 59,5 x 59,4 x 51,8  | 59,5 x 59,2 x 51,73                            |
| 55,8 x 58,7 x 50  | 55,8 x 58,7 x 50                               |
| 65,8 x 63,9 x 57,9  | 65,8 x 63,9 x 57,9                             |
| 27  | 27   |
| 30  | 30   |
| 108   | 108  |
| 216   | 216  |
| 276   | 276  |
| 3 527 570 091 339   | 3 527 570 091 322                              |
| 8,33 €  | 8,33 €   |

## Steam oven

| Type of appliance                            | Steam oven  |
|--|---|
| Reference                                    | SCSO45BK  |
| Net cavity volume (litres)                   | 34  |
| Reservoir capacity (litres)                  | 1   |
| Temperature range                            | 35° - 100°C   |
| Number of auto-programmes                    | 20  |
| Child lock                                   | Yes   |
| Defrost function                             | Yes   |
| Defrost / time                               | Yes   |
| Defrost / weight                             | Yes   |
| Timer  | up to 2 hours   |
| End of cooking alarm signal                  | Yes   |
| Cavity material                              | Stainless steel   |
| Interior lighting                            | Yes   |
| Total power (W)                              | 2,200   |
| Voltage (V), Frequency (Hz)                  | 230, 50   |
| Accessories included                         | 1 wire rack for steam cooking, 1 tray for steam cooking |
| Cable length, with plug (cm)                 | 100   |
| Product dimensions (H x W x D) (cm)          | 45,4 x 59 x 43,7  |
| Built-in dimensions (H x W x D) (cm)         | 45 x 56 x 55  |
| Packaged product dimensions (H x W x D) (cm) | 55 x 70 x 67  |
| Net weight (kg)                              | 27  |
| Gross weight (kg)                            | 33  |
| Quantity per container 20' (units)           | 96  |
| Quantity per container 40' (units)           | 204   |
| Quantity per container 40HQ (units)          | 204   |
| EAN Code                                     | 3 527 570 076 534                                       |
| DEEE excl. tax                               | 4,17 €  |





## Microwaves and combination microwave ovens

| Type of appliance                            | Combination microwave oven 45cm  | Combination microwave oven 45cm  | Combination microwave oven 38cm   | Microwave 38cm  |
|--|--|--|---|---|
| Reference                                    | SCMC245BK  | SCMC245BS  | SCMC38HIDX  | SCMG138BK   |
| Net cavity volume (litres)                   | 44   | 44   | 34  | 25  |
| Number of power levels                       | 5 microwave power levels, forced air heat, fan-assisted grill, pizza function, grill, MW forced air, MW fan-assisted grill, MW + pizza function, MW + grill, defrost | 5 microwave power levels, forced air heat, fan-assisted grill, pizza function, grill, MW forced air, MW fan-assisted grill, MW + pizza function, MW + grill, defrost | 5 microwave power levels, 4 combination modes (MW/Multi-function/Grill), forced air multi-function, grill | 5 microwave power levels, 1 x grill, 2 x combi-grill and MW |
| Number of auto-programmes                    | 13   | 13   | 11  | 8   |
| MW power (W)                                 | 900  | 900  | 900   | 900   |
| Grill power (W)                              | 1,750  | 1,750  | 1,100   | 1,000   |
| Multi-function oven power (W)                | 1,750  | 1,750  | 2,300   | -   |
| Door opening                                 | Handle   | Handle   | Handle  | Touch-sensitive controls                                    |
| Display                                      | White LED  | White LED  | White LED   | White LED   |
| Interior lighting                            | Yes  | Yes  | Yes   | Yes   |
| Turntable plate diameter (cm)                | 36   | 36   | 34,5  | 31,5  |
| Child lock                                   | Yes  | Yes  | Yes   | Yes   |
| Defrost function, time/weight                | Yes / Yes  | Yes / Yes  | Yes / Yes   | Yes / Yes   |
| Timer (min)                                  | 95   | 95   | 95  | 95  |
| End of cooking alarm signal                  | Yes  | Yes  | Yes   | Yes   |
| Cavity material                              | Stainless steel  | Stainless steel  | Stainless steel   | Stainless steel   |
| Voltage (V), Frequency (Hz)                  | 230, 50  | 230, 50  | 230, 50   | 230, 50   |
| Accessories included                         | 1 drip tray, 1 grill support   | 1 drip tray, 1 grill support   | 2 grill supports  | 1 grill support   |
| Cable length, with plug (cm)                 | 100  | 100  | 100   | 100   |
| Product dimensions (H x W x D) (cm)          | 45,4 x 59 x 56,8   | 45,4 x 59 x 56,8   | 38,2 x 59,5 x 49,2  | 38,7 x 59,5 x 39  |
| Built-in dimensions (H x W x D) (cm)         | 45 x 56 x 55   | 45 x 56 x 55   | 38 x 56 x 55  | 38 x 56 x 55  |
| Packaged product dimensions (H x W x D) (cm) | 55 x 70 x 67   | 55 x 70 x 67   | 46,6 x 66 x 58,2  | 44,6 x 65,4 x 45,1  |
| Net weight (kg)                              | 36   | 36   | 24,7  | 17,6  |
| Gross weight (kg)                            | 42   | 42   | 27,6  | 19,9  |
| Quantity per container 20' (units)           | 96   | 96   | -   | 194   |
| Quantity per container 40' (units)           | 204  | 204  | -   | 408   |
| Quantity per container 40HQ (units)          | 204  | 204  | 360   | 408   |
| EAN Code                                     | 3 527 570 076 510  | 3 527 570 076 503  | 3 527 570 086 434   | 3 527 570 076 480   |
| DEEE excl. tax                               | 8,33 €   | 8,33 €   | 4,17 €  | 4,17 €  |



## Warming drawer

| Microwave 38cm  | Microwave 38cm           |
|---|--------------------------|
| SCMG138BS   | SCMO3820NO               |
| 25  | 20                       |
| 5 microwave power levels, 1 x grill, 2 x combi-grill and MW | 5 microwave power levels |
| 8   | 8                        |
| 900   | 800                      |
| 1,000   | -                        |
| -   | -                        |
| Touch-sensitive controls                                    | Knob controls            |
| White LED   | White LED                |
| Yes   | Yes                      |
| 31,5  | 24,5                     |
| Yes   | Yes                      |
| Yes / Yes   | Yes / Yes                |
| 95  | 95                       |
| Yes   | Yes                      |
| Stainless steel   | Stainless steel          |
| 230, 50   | 230, 50                  |
| 1 grill support   | -                        |
| 100   | 100                      |
| 38,7 x 59,5 x 39  | 38,8 x 59,5 x 32         |
| 38 x 56 x 55  | 38 x 56 x 34             |
| 44,6 x 65,4 x 45,1  | 65 x 44,6 x 40,5         |
| 17,6  | 15                       |
| 19,9  | 17                       |
| 194   | 239                      |
| 408   | 505                      |
| 408   | 605                      |
| 3 527 570 076 473   | 3 527 570 058 448        |
| 4,17 €  | 2,50 €                   |

| Type of appliance                            | Warming drawer  |
|--|---|
| Reference                                    | SCWD15BK  |
| Net volume (litres)                          | 20  |
| Opening system                               | Push-pull, on sliding rails   |
| Closure type                                 | Soft-closing door   |
| Control types                                | Touch-sensitive controls  |
| Temperature range                            | 40° - 80° C   |
| Max. load (kg)                               | 25  |
| Maximum number of plates                     | 12  |
| Maximum number of espresso cups              | 80  |
| Preheating of crockery for EN 50242          | 6 persons   |
| Functions                                    | Slow cooking, low-temperature cooking, yoghurt fermentation, defrost, keeping food and drinks warm, preheating crockery |
| Cavity material                              | Stainless steel   |
| Voltage (V), Frequency (Hz)                  | 220-230, 50-60  |
| Total power (W)                              | 1,000   |
| Accessories included                         | Anti-slip mat   |
| Cable length (cm)                            | 150   |
| Product dimensions (H x W x D) (cm)          | 14,1 x 59,5 x 54,1  |
| Net cavity dimensions (HxWxD) (cm)           | 8,95 x 52,65 x 42   |
| Built-in dimensions (H x W x D) (cm)         | 15 x 56 x 55  |
| Packaged product dimensions (H x W x D) (cm) | 21 x 66,5 x 64  |
| Net weight (kg)                              | 17  |
| Gross weight (kg)                            | 21  |
| Quantity per container 20' (units)           | 297   |
| Quantity per container 40' (units)           | 594   |
| Quantity per container 40HQ (units)          | 648   |
| EAN Code                                     | 3 527 570 076 527   |
| DEEE excl. tax                               | 4,17 €  |



## Extractor hob

| Type of appliance   | Extractor hob  |
|---|--|
| Reference   | SCVH651AS  |
| Installation type   | Recirculation: Air Clean charcoal filter supplied. Option to install a second Air Clean anti-odour filter behind the baseboard, as an option. Exhaust: possible (system not supplied). |
| Hob zone type   | Induction  |
| Number of hob zones                                       | 4  |
| Including Flex zones                                      | 2  |
| Control types   | Slider   |
| Control position  | Front  |
| Timer   | Yes  |
| Power levels  | 9 + double booster   |
| Keep warm function  | Yes  |
| Child lock  | Yes  |
| Residual heat indicator                                   | Yes  |
| Pan detector  | Yes  |
| Other functions   | Chef function, automatic bridge  |
| Total power (W)   | 7,400  |
| Front left dimensions (mm)                                | 210 x 190  |
| Power, booster power (W)                                  | 2,100, Booster 2,300/3,000   |
| Rear left dimensions (mm)                                 | 210 x 190  |
| Power, booster power (W)                                  | 2,100, Booster 2,300/3,000   |
| Rear right diameter (mm)                                  | 210 x 190  |
| Power, booster power (W)                                  | 2,100, Booster 2,300/3,000   |
| Front right diameter (mm)                                 | 210 x 190  |
| Power, booster power (W)                                  | 2,100, Booster 2,300/3,000   |
| Min./max. airflow rate in normal operation (m3/h)         | 90,6 / 433,6   |
| Airflow rate in booster mode (m3/h)                       | 498,9  |
| Min./max. noise level in normal operation                 | 34 / 69  |
| Noise level in booster mode                               | 72   |
| Number of speeds  | 9 + Booster  |
| Automatic shut-off  | Yes  |
| Energy efficiency class                                   | A  |
| Annual energy consumption (kWh/year)                      | 31,2   |
| Fluidodynamic efficiency class                            | A  |
| Grease filter efficiency class                            | A  |
| Number of grease filters                                  | 1 V-shaped   |
| Grease filter material                                    | Syntex Pro (synthetic mesh fabric)   |
| Pipe reference for recirculation installation             | SCACCVH001   |
| AirClean replacement charcoal filter reference            | CU003977   |
| AirClean baseboard filter kit (optional)                  | SCACCVH002   |
| Replacement Air Clean baseboard charcoal filter reference | CU003978   |
| Motor location  | Installed under the cooking hob  |
| Baseboard height  | min. 100 mm  |
| Supplied with power cable                                 | Yes, 150 cm  |
| Motor power (W)   | 169  |
| Voltage (V), Frequency (Hz)                               | 220-240, 50/60   |
| Product dimensions (LxW) (mm)                             | 780 x 520  |
| Built-in dimensions (LxWxH) (mm)                          | 750 x 490  |
| Dimensions with packaging (LxWxH) (mm)                    | 850 x 640 x 340  |
| Net weight (kg)   | 21   |
| Gross weight (kg)   | 23,7   |
| Quantity per pallet                                       | 6  |
| EAN CODE SCVH651AS  | 3 527 570 079 849  |
| DEEE excl. tax  | 4,17 €   |
| EAN CODE SCACCVH001                                       | 3 527 570 080 715  |
| EAN CODE SCACCVH002                                       | 3 527 570 080 722  |

## Induction hobs

| Type of appliance                        | Induction hob     | Induction hob     | Induction hob     | Induction hob     |
|--|-------------------|-------------------|-------------------|-------------------|
| Reference                                | SCTI9528N3        | SCTI8041N3/1      | SCTI7041N3/1      | SCTI6042N5/1      |
| Width (cm)                               | 90                | 80                | 70                | 60                |
| Number of hob zones                      | 5                 | 4                 | 4                 | 4                 |
| including Flex zones                     | 2                 | 1                 | 1                 | 2                 |
| Control types                            | Slider            | Multi sliders     | Slider            | Multi sliders     |
| Control position                         | Front             | Front             | Front             | Front             |
| Timer (min)                              | 99                | 99                | 99                | 99                |
| Power levels                             | 9                 | 9                 | 9                 | 9                 |
| Plancha function                         | Yes               | Yes               | Yes               | Yes               |
| Keep warm function                       | Yes               | Yes               | Yes               | Yes               |
| Child lock                               | Yes               | Yes               | Yes               | Yes               |
| Residual heat indicator                  | Yes               | Yes               | Yes               | Yes               |
| Automatic shut-off                       | Yes               | Yes               | Yes               | Yes               |
| Pan detector                             | Yes               | Yes               | Yes               | Yes               |
| Total power (W)                          | 7,400             | 7,400             | 7,400             | 7,400             |
| Flexible diameter zone(s) (mm)           | 395 x 200         | 395 x 200         | 395 x 200         | 395 x 200         |
| Power, booster power (W)                 | 2,800, 3,500      | 2,500, 3,000      | 2,600, 3,000      | 2,500, 3,000      |
| Front left diameter (mm)                 | 180 x 180         | 180 x 180         | 180 x 180         | 180 x 180         |
| Power, booster power (W)                 | 2,000, 2,600      | 2,000, 2,600      | 2,000, 2,600      | 2,000, 2,600      |
| Rear left diameter (mm)                  | 180 x 180         | 180 x 180         | 180 x 180         | 180 x 180         |
| Power, booster power (W)                 | 1,500, 2,000      | 1,500, 2,000      | 1,500, 2,000      | 1,500, 2,000      |
| Middle diameter (mm)                     | 280               | -                 | -                 | -                 |
| Power, booster power (W)                 | 2,300, 3,000      | -                 | -                 | -                 |
| Rear right diameter (mm)                 | 180 x 180         | 160               | 210               | 180 x 180         |
| Power, booster power (W)                 | 2,000, 2,600      | 1,500, 1,800      | 2,000, 2,600      | 2,000, 2,600      |
| Front right diameter (mm)                | 180 x 180         | 280               | 160               | 180 x 180         |
| Power, booster power (W)                 | 1,500, 2,000      | 2,000, 3,000      | 1,500, 2,000      | 1,500, 20,00      |
| Voltage (V), Frequency (Hz)              | 220-240, 50-60    | 220-240, 50-60    | 220-240, 50-60    | 220-240, 50-60    |
| Product dimensions (LxWxH) (mm)          | 900 x 520 x 64    | 800 x 520 x 55    | 700 x 520 x 55    | 590 x 520 x 55    |
| Built-in dimensions (LxWxH) (mm)         | 870 x 490 x 60    | 740 x 490 x 51    | 560 x 490 x 51    | 560 x 490 x 51    |
| Packaged product dimensions (LxWxH) (mm) | 1,000 x 645 x 145 | 903 x 625 x 145   | 800 x 645 x 115   | 650 x 560 x 115   |
| Net weight (kg)                          | 13,2              | 11,3              | 10                | 9,2               |
| Gross weight (kg)                        | 15                | 13,3              | 11,45             | 10,5              |
| Quantity per container 20' (units)       | 335               | 335               | 474               | 665               |
| Quantity per container 40' (units)       | -                 | 703               | 950               | 1,368             |
| Quantity per container 40'HQ (units)     | 792               | 791               | 1,100             | 1,583             |
| Cable length                             | 100               | 100               | 100               | 100               |
| EAN Code                                 | 3 527 570 076 602 | 3 527 570 063 930 | 3 527 570 063 923 | 3 527 570 063 916 |
| DEEE excl. tax                           | 2,08 €            | 2,08 €            | 2,08 €            | 2,08 €            |



## Induction hobs

| Type of appliance                      | Induction hob     | Induction hob     | Induction hob     | Induction hob     | Induction hob            |
|--|-------------------|-------------------|-------------------|-------------------|--------------------------|
| Reference                              | SCTI6031N5/1      | SCTI6041N3/1      | SCTI6031N3/1      | SCTI6030N3/1      | SCTI6030N1/1             |
| Width (cm)                             | 60                | 60                | 60                | 60                | 60                       |
| Number of hob zones                    | 3                 | 4                 | 3                 | 3                 | 3                        |
| including Flex zones                   | 1                 | 1                 | 1                 | -                 | -                        |
| Control types                          | Multi sliders     | Slider            | Slider            | Slider            | Touch-sensitive controls |
| Control position                       | Front             | Front             | Front             | Front             | Front                    |
| Timer (min)                            | 99                | 99                | 99                | 99                | 99                       |
| Power levels                           | 9                 | 9                 | 9                 | 9                 | 9                        |
| Plancha function                       | Yes               | Yes               | Yes               | Yes               | -                        |
| Keep warm function                     | Yes               | Yes               | Yes               | Yes               | Yes                      |
| Child lock                             | Yes               | Yes               | Yes               | Yes               | Yes                      |
| Residual heat indicator                | Yes               | Yes               | Yes               | Yes               | Yes                      |
| Automatic shut-off                     | Yes               | Yes               | Yes               | Yes               | Yes                      |
| Pan detector                           | Yes               | Yes               | Yes               | Yes               | Yes                      |
| Total power (W)                        | 7,400             | 7,400             | 7,400             | 7,400             | 7,400                    |
| Flexible diameter zones (mm)           | 395 x 200         | 395 x 200         | 395 x 200         | -                 | -                        |
| Power, booster power (W)               | 2,500, 3,000      | 2,600, 3,000      | 2,500, 3,000      | -                 | -                        |
| Front left diameter (mm)               | 180 x 180         | 180 x 180         | 180 x 180         | 180               | 180                      |
| Power, booster power (W)               | 2,000, 2,600      | 2,000, 2,600      | 2,000, 2,600      | 2,000, 2,600      | 2,000, 2,600             |
| Rear left diameter (mm)                | 180 x 180         | 180 x 180         | 180 x 180         | 160               | 160                      |
| Power, booster power (W)               | 1,500, 2,000      | 1,500, 2,000      | 1,500, 2,000      | 1,500, 2,000      | 1,500, 2,000             |
| Middle diameter (mm)                   | -                 | -                 | -                 | -                 | -                        |
| Power, booster power (W)               | -                 | -                 | -                 | -                 | -                        |
| Rear right diameter (mm)               | 280               | 210               | 280               | 280               | 280                      |
| Power, booster power (W)               | 2,500, 3,600      | 2,000, 2,600      | 2,500, 3,600      | 2,500, 3,600      | 2,500, 3,600             |
| Front right diameter (mm)              | -                 | 160               | -                 | -                 | -                        |
| Power, booster power (W)               | -                 | 1,500, 2,000      | -                 | -                 | -                        |
| Voltage (V), Frequency (Hz)            | 220-240, 50-60    | 220-240, 50-60    | 220-240, 50-60    | 220-240, 50-60    | 220-240, 50-60           |
| Product dimensions (LxWxH) (mm)        | 590 x 520 x 55    | 590 x 520 x 55    | 590 x 520 x 55    | 590 x 520 x 55    | 590 x 520 x 55           |
| Built-in dimensions (LxWxH) (mm)       | 560 x 490 x 51    | 560 x 490 x 51    | 560 x 490 x 51    | 560 x 490 x 51    | 560 x 490 x 51           |
| Dimensions with packaging (LxWxH) (mm) | 650 x 560 x 115   | 650 x 560 x 115   | 650 x 560 x 115   | 650 x 560 x 115   | 650 x 560 x 115          |
| Net weight (kg)                        | 9,2               | 9,3               | 9,2               | 9,2               | 8,8                      |
| Gross weight (kg)                      | 10,5              | 10,3              | 10,5              | 10,5              | 10                       |
| Quantity per container 20' (units)     | 665               | 665               | 665               | 665               | 665                      |
| Quantity per container 40' (units)     | 1,368             | 1,368             | 1,368             | 1,368             | 1,368                    |
| Quantity per container 40'HQ (units)   | 1,583             | 1,583             | 1,583             | 1,583             | 1,583                    |
| Cable length                           | 100               | 100               | 100               | 100               | 100                      |
| EAN Code                               | 3 527 570 063 909 | 3 527 570 063 893 | 3 527 570 063 886 | 3 527 570 066 825 | 3 527 570 063 862        |
| DEEE excl.tax                          | 2,08 €            | 2,08 €            | 2,08 €            | 2,08 €            | 1,04 €                   |

| Domino induction         | Domino induction  |
|--------------------------|-------------------|
| SCDI30N1                 | SCDI30M           |
| 30                       | 30                |
| 2                        | 2                 |
| -                        | -                 |
| Touch-sensitive controls | Knobs             |
| Front                    | Front             |
| 99                       | 99                |
| 9                        | 9                 |
| -                        | -                 |
| Yes                      | Yes               |
| Yes                      | Yes               |
| Yes                      | Yes               |
| Yes                      | Yes               |
| Yes                      | Yes               |
| 3,500                    | 3,500             |
|                          |                   |
| 180                      | 180               |
| 1,500, 1,800             | 2,000             |
| 180                      | 180               |
| 2,000, 2,300             | 1,500             |
| -                        | -                 |
| -                        | -                 |
| -                        | -                 |
| -                        | -                 |
| -                        | -                 |
| 220-240, 50-60           | 220-240, 50-60    |
| 288 x 520 x 64           | 288 x 520 x 64    |
| 268 x 500 x 58           | 268 x 500 x 58    |
| 380 x 575 x 115          | 392 x 610 x 142   |
| 4,5                      | 4,65              |
| 5,5                      | 5,85              |
| 1,140                    | 1,400             |
| 2,280                    | 2,600             |
| 2,639                    | 2,800             |
| 100                      | 100               |
| 3 527 570 069 932        | 3 527 570 090 288 |
| 0,58 €                   | 0,58 €            |

## Induction-gas hob

| Type of appliance                               | Induction-gas hob                           |
|---|---|
| Reference                                       | SCTGI640S                                   |
| Width   | 60 cm                                       |
| Number of burners                               | 2 gas + 2 induction burners                 |
| Surface top material                            | Glass                                       |
| Control types                                   | Knobs and sliders                           |
| Knob material                                   | Plastic                                     |
| Control position                                | Front                                       |
| Pan support material                            | Cast iron                                   |
| Dishwasher-safe pan supports                    | Yes   |
| Burner type                                     | Sabaf                                       |
| One hand ignition                               | Yes   |
| Thermocouple safety device                      | Yes   |
| Type of propane gas supplied with the appliance | Equipped for natural gas; butane injectors/ |
| Total connected gas load (W)                    | 4,750 W                                     |
| Rear right (W)                                  | Rapid burner 3,000                          |
| Front right (W)                                 | Standard burner 1,750                       |
| Total induction power (W)                       | 3,500                                       |
| Front left diameter (mm)                        | 160   |
| Power, booster power (W)                        | 1,200, booster 1,500                        |
| Rear left diameter (mm)                         | 200   |
| Power, booster power (W)                        | 2,000, booster 2,300                        |
| Timer (min)                                     | 99  |
| Number of positions                             | 9   |
| Child lock                                      | Yes   |
| Residual heat indicator                         | Yes   |
| Automatic shut-off                              | Yes   |
| Pan detector                                    | Yes   |
| Voltage (V), Frequency (Hz)                     | 220-240, 50/60                              |
| Product dimensions (LxWxH)                      | 590 x 520 x 55                              |
| Built-in dimensions (LxDxH)                     | 560 x 490 x 75                              |
| Dimensions with packaging (HxWxD)               | 655 x 570 x 170                             |
| Net weight                                      | 10,8  |
| Gross weight                                    | 12,7  |
| Quantity per container 20'                      | 450   |
| Quantity per container 40'                      | 1,020                                       |
| Quantity per truck                              | 1,200                                       |
| Cable length                                    | 100   |
| EAN CODE  | 3 527 570 070 204                           |
| DEEE excl. tax                                  | 2,08 €                                      |





## Gas hobs

| Type of appliance                      | Gas hob  | Gas hob  | Gas hob  | Gas hob  | Gas hob  |
|--|--|--|--|--|--|
| Reference                              | SCTG741ACN   | SCTG640ACN   | SCTG6040B1   | SCTG6040N1   | SCTG6040X1   |
| Width (mm)                             | 700, standard built-in installation  | 600  | 600  | 600  | 600  |
| Number of burners                      | 5  | 4  | 4  | 4  | 4  |
| Surface top material                   | Glass  | Glass  | Enamel, white  | Enamel, black  | Stainless steel  |
| Control position                       | Front  | Front  | Side   | Side   | Side   |
| Pan support material                   | Cast iron  | Cast iron  | Enamel   | Enamel   | Enamel   |
| Dishwasher-safe pan supports           | Yes  | Yes  | Yes  | Yes  | Yes  |
| Burner type                            | Sabaf  | Sabaf  | Sabaf  | Sabaf  | Sabaf  |
| One hand ignition                      | Yes  | Yes  | Yes  | Yes  | Yes  |
| Thermocouple safety device             | Yes  | Yes  | Yes  | Yes  | Yes  |
| Gas type                               | Equipped for natural gas; butane/propane injectors supplied with appliance | Equipped for natural gas; butane/propane injectors supplied with appliance | Equipped for natural gas; butane/propane injectors supplied with appliance | Equipped for natural gas; butane/propane injectors supplied with appliance | Equipped for natural gas; butane/propane injectors supplied with appliance |
| Total connected gas load (W)           | 11,300   | 7,500  | 7,500  | 7,500  | 7,500  |
| Front left (W)                         | Standard burner 1,750  | Standard burner 17,50  | Rapid burner 3,000   | Rapid burner 3,000   | Rapid burner 3,000   |
| Rear left (W)                          | Rapid burner 3,000   | Standard burner 1,750  | Standard burner 1,750  | Standard burner 1,750  | Standard burner 1,750  |
| Centre (W)                             | Wok burner 3,800   | -  | -  | -  | -  |
| Rear right (W)                         | Standard burner 1,750  | Rapid burner 3,000   | Standard burner 1,750  | Standard burner 1,750  | Standard burner 1,750  |
| Front right (W)                        | Economy burner 1,000   | Economy burner 1,000   | Economy burner 1,000   | Economy burner 1,000   | Economy burner 1,000   |
| Voltage (V), Frequency (Hz)            | 220/240, 50/60   | 220/240, 50/60   | 220/240, 50/60   | 220/240, 50/60   | 220/240, 50/60   |
| Product dimensions (LxWxH) (mm)        | 680 x 520 x 40   | 590 x 520 x 40   | 590 x 520 x 40   | 590 x 520 x 40   | 590 x 520 x 40   |
| Built-in dimensions (LxDxH) (mm)       | 560 x 490 x 30   | 560 x 490 x 30   | 560 x 490 x 30   | 560 x 490 x 30   | 560 x 490 x 30   |
| Dimensions with packaging (HxWxD) (mm) | 760 x 580 x 160  | 650 x 580 x 160  | 650 x 580 x 160  | 650 x 580 x 160  | 650 x 580 x 160  |
| Net weight (kg)                        | 15,5   | 11,5   | 11,5   | 11,5   | 11,5   |
| Gross weight (kg)                      | 17   | 13   | 13   | 13   | 13   |
| Quantity per container 20' (units)     | 390  | 450  | 450  | 450  | 450  |
| Quantity per container 40' (units)     | 760  | 1,020  | 1,020  | 1,020  | 1,020  |
| Quantity per truck (units)             | 1,088  | 1,200  | 1,200  | 1,200  | 1,200  |
| Cable length (cm)                      | 135  | 135  | 135  | 135  | 135  |
| EAN CODE                               | 3 527 570 059 148  | 3 527 570 059 131  | 3 527 570 058 295  | 3 527 570 058 301  | 3 527 570 058 318  |
| DEEE excl. tax                         | 4,17 €   | 2,08 €   | 2,08 €   | 2,08 €   | 2,08 €   |

## Glass-ceramic hobs

| Type of appliance                      | Glass-ceramic hob        | Glass-ceramic hob        | Glass-ceramic hob | Domino glass-ceramic hob | Domino glass-ceramic hob |
|--|--------------------------|--------------------------|-------------------|--------------------------|--------------------------|
| Reference                              | STV603                   | STV604                   | STV60M            | SDV30M                   | SDV30S                   |
| Width (cm)                             | 60                       | 60                       | 60                | 30                       | 30                       |
| Number of hob zones                    | 3                        | 4                        | 4                 | 2                        | 2                        |
| Control types                          | Touch-sensitive controls | Touch-sensitive controls | Knobs             | Knobs                    | Touch-sensitive controls |
| Control position                       | Front                    | Front                    | Side              | Front                    | Front                    |
| Timer                                  | Yes                      | Yes                      | -                 | -                        | Yes                      |
| Number of positions                    | 9                        | 9                        | 7                 | 7                        | 9                        |
| Child lock                             | Yes                      | Yes                      | -                 | -                        | Yes                      |
| Residual heat indicator                | Yes                      | Yes                      | Yes               | Yes                      | Yes                      |
| Automatic shut-off                     | Yes                      | Yes                      | Yes               | Yes                      | Yes                      |
| Total power (W)                        | 5,200                    | 6,000                    | 6,000             | 3,000                    | 3,000                    |
| Front left diameter (mm)               | 200                      | 200                      | 200               | 165                      | 165                      |
| Power (W)                              | 1,800                    | 1,800                    | 1,800             | 1,200                    | 1,200                    |
| Rear left diameter (mm)                | 165                      | 165                      | 165               | 200                      | 200                      |
| Power (W)                              | 1,200                    | 1,200                    | 1,200             | 1,800                    | 1,800                    |
| Rear right diameter (mm)               | 138 / 230                | 200                      | 200               | -                        | -                        |
| Power (W)                              | 1,000 / 2,200            | 1,800                    | 1,800             | -                        | -                        |
| Front right diameter (mm)              | -                        | 165                      | 165               | -                        | -                        |
| Power (W)                              | -                        | 1,200                    | 1,200             | -                        | -                        |
| Voltage (V), Frequency (Hz)            | 220-240, 50-60           | 220-240, 50-60           | 220-240, 50-60    | 220-240, 50-60           | 220-240, 50-60           |
| Product dimensions (LxDxH) (mm)        | 590 x 520 x 52           | 590 x 520 x 52           | 590 x 520 x 52    | 288 x 520 x 52           | 288 x 520 x 52           |
| Built-in dimensions (LxDxH) (mm)       | 560 x 490 x 48           | 560 x 490 x 48           | 560 x 490 x 48    | 268 x 500 x 48           | 268 x 500 x 48           |
| Dimensions with packaging (LxDxH) (mm) | 650 x 560 x 115          | 650 x 560 x 115          | 650 x 560 x 115   | 375 x 575 x 115          | 375 x 575 x 115          |
| Net weight (kg)                        | 8,4                      | 8,6                      | 8,5               | 4,5                      | 4,5                      |
| Gross weight (kg)                      | 9,6                      | 9,8                      | 9,6               | 5,5                      | 5,5                      |
| Quantity per container 20' (units)     | 665                      | 665                      | 665               | 1,140                    | 1,140                    |
| Quantity per container 40' (units)     | 1,368                    | 1,368                    | 1,368             | 2,280                    | 2,280                    |
| Quantity per container 40HQ (units)    | 1,583                    | 1,583                    | 1,583             | 2,639                    | 2,639                    |
| Cable length (cm)                      | 100                      | 100                      | 100               | 100                      | 100                      |
| EAN Code                               | 3 527 570 053 825        | 3 527 570 053 344        | 3 527 570 053 818 | 3 527 570 053 771        | 3 527 570 053 764        |
| DEEE excl. tax                         | 1,04 €                   | 1,04 €                   | 1,04 €            | 0,58 €                   | 0,58 €                   |

# EXTRACTION HOODS



## Wall-mounted decorative hoods

| Type of appliance                                 | Wall-mounted decorative hood | Wall-mounted decorative hood | Wall-mounted decorative hood | Wall-mounted decorative hood | Wall-mounted decorative hood | Wall-mounted decorative hood |
|---|------------------------------|------------------------------|------------------------------|------------------------------|------------------------------|------------------------------|
| Reference   | SCHD955AMN                   | SCHD655AMN                   | SCHD9652EB/1                 | SCHD6652EB/1                 | SCHD2A90EBV                  | SCHD2A60EBV                  |
| Width (cm)  | 90                           | 60                           | 90                           | 60                           | 90                           | 60                           |
| Energy class                                      | A                            | A                            | A+++                         | A+++                         | A                            | A                            |
| Operation   | Recirculation or exhaust     | Recirculation or exhaust     | Recirculation or exhaust     | Recirculation or exhaust     | Recirculation or exhaust     | Recirculation or exhaust     |
| Control types                                     | Touch-sensitive controls     | Touch-sensitive controls     | Touch-sensitive controls     | Touch-sensitive controls     | Touch-sensitive controls     | Touch-sensitive controls     |
| Min./max. airflow rate in normal operation (m3/h) | 392 / 568                    | 392 / 568                    | 230 / 475                    | 230 / 475                    | 391,8 / 594                  | 391,8 / 594                  |
| Max. air flow rate in booster operation (m3/h)    | -                            | -                            | 662,2                        | 662,2                        | -                            | -                            |
| Min./max. noise level in normal operation (dB)    | 61 / 67                      | 61 / 67                      | 43 / 57                      | 43 / 57                      | 61 / 65                      | 61 / 65                      |
| Noise level in booster mode (dB)                  | -                            | -                            | 64                           | 64                           | -                            | -                            |
| Number of speeds                                  | 3                            | 3                            | 3 + booster                  | 3 + booster                  | 3                            | 3                            |
| Booster   | N.A.                         | N.A.                         | Yes                          | Yes                          |                              |                              |
| Automatic shut-off                                | -                            | -                            | Yes                          | Yes                          | Yes                          | Yes                          |
| Automatic opening                                 | -                            | -                            | -                            | -                            | -                            | -                            |
| Energy consumption (kWh/year)                     | 41,8                         | 41,8                         | 12,7                         | 12,7                         | 41,8                         | 41,8                         |
| Fluidodynamic efficiency class                    | B                            | B                            | A                            | A                            | B                            | B                            |
| Lighting efficiency class                         | B                            | B                            | A                            | A                            | B                            | B                            |
| LED lights (W)                                    | 2 x 1,5                      | 2 x 1,5                      | 2 x 1                        | 2 x 1                        | 2 x 1,5                      | 2 x 1,5                      |
| Grease filter efficiency class                    | D                            | D                            | D                            | D                            | D                            | D                            |
| Number of grease filters                          | 1                            | 1                            | 3                            | 3                            | 1                            | 1                            |
| Grease filter material                            | Aluminium                    | Aluminium                    | Aluminium                    | Aluminium                    | Aluminium                    | Aluminium                    |
| Charcoal filters included                         | Yes                          | Yes                          | Yes                          | Yes                          | Yes                          | Yes                          |
| Replacement charcoal filter reference             | 1.11.01.0004                 | 1.11.01.0004                 | CU003556                     | CU003556                     | 1.11.01.0004                 | 1.11.01.0004                 |
| Check valve                                       | Yes                          | Yes                          | Yes                          | Yes                          | Yes                          | Yes                          |
| Installation kit                                  | Yes                          | Yes                          | Yes                          | Yes                          | Yes                          | Yes                          |
| Motor power (W)                                   | 165                          | 165                          | 80                           | 80                           | 165                          | 165                          |
| Connected load (W)                                | 168                          | 168                          | 82                           | 82                           | 168                          | 168                          |
| Voltage (V), Frequency (Hz)                       | 220-240, 50                  | 220-240, 50                  | 220-240, 50/60               | 220-240, 50/60               | 220-240, 50                  | 220-240, 50                  |
| Exhaust diameter (mm)                             | 150                          | 150                          | 150                          | 150                          | 150                          | 150                          |
| Cable length, with plug (cm)                      | 200                          | 200                          | 185                          | 185                          | 150                          | 150                          |
| Colour  | Black                        | Black                        | Black                        | Black                        | Black                        | Stainless steel / black      |
| Product dimensions(HxWxD) (mm)                    | 810-1290 x 900 x 405         | 810-1290 x 600 x 405         | 415 x 897 x 430              | 415 x 597 x 430              | 810-1300 x 900 x 420         | 810-1290 x 600 x 420         |
| Dimensions with packaging (HxWxD) (mm)            | 520x945x460                  | 520x645x460                  | 520 x 985 x 535              | 520 x 685 x 535              | 495 x 930 x 5 x 420          | 495 x 635 x 420              |
| Net weight (kg)                                   | 15                           | 13                           | 21                           | 17                           | 15                           | 13,5                         |
| Gross weight (kg)                                 | 17,5                         | 15                           | 25,5                         | 19,7                         | 17                           | 15                           |
| Quantity per container 20'                        | 120                          | 180                          | 88                           | 155                          | 136                          | 204                          |
| Quantity per container 40'                        | 256                          | 370                          | 192                          | 316                          | 272                          | 408                          |
| Quantity per container 40'HQ                      | 304                          | 436                          | 238                          | 380                          | 340                          | 510                          |
| EAN CODE  | 3 527 570 090 929            | 3 527 570 090 912            | 3 527 570 092 336            | 3 527 570 092 329            | 3 527 570 066 894            | 3 527 570 066 887            |
| DEEE excl. tax                                    | 2,08 €                       | 2,08 €                       | 4,17 €                       | 4,17 €                       | 2,08 €                       | 2,08 €                       |

| Wall-mounted decorative hood | Wall-mounted decorative hood | Wall-mounted decorative hood | Wall-mounted decorative hood | Wall-mounted decorative hood | Wall-mounted decorative hood | Wall-mounted decorative hood | Wall-mounted decorative hood |
|------------------------------|------------------------------|------------------------------|------------------------------|------------------------------|------------------------------|------------------------------|------------------------------|
| SCHB2A90EBX                  | SCHB9612TB/1                 | SCHB98EX                     | SCHB68EX                     | SCHB96ANS                    | SCHB66ANS                    | SCHB96AFN                    | SCHB66AFN                    |
| 60                           | 90                           | 90                           | 60                           | 90                           | 60                           | 90                           | 60                           |
| A                            | A+++                         | A                            | A                            | A                            | A                            | A                            | A                            |
| Recirculation or exhaust     | Recirculation or exhaust     | Recirculation or exhaust     | Recirculation or exhaust     | Recirculation or exhaust     | Recirculation or exhaust     | Recirculation or exhaust     | Recirculation or exhaust     |
| Touch-sensitive controls     | Touch-sensitive controls     | Electronic control           | Electronic control           | Touch-sensitive controls     | Touch-sensitive controls     | Touch-sensitive controls     | Touch-sensitive controls     |
| 428 / 647                    | 229.6 / 480                  | 280 / 605,7                  | 280 / 605,7                  | 428 / 636                    | 428 / 636                    | 428 / 636                    | 428 / 636                    |
| -                            | 651,3                        | 805,8                        | 805,8                        | -                            | -                            | -                            | -                            |
| 62 / 68                      | 42 / 57                      | 52 / 65                      | 52 / 65                      | 56 / 66                      | 56 / 66                      | 56 / 66                      | 56 / 66                      |
|                              | 65                           | 74                           | 74                           | -                            | -                            | -                            | -                            |
| 3                            | 3                            | 3                            | 3                            | 3                            | 3                            | 3                            | 3                            |
| -                            | Yes                          | Yes                          | Yes                          | -                            | -                            | -                            | -                            |
| Yes                          | Yes                          | -                            | -                            | -                            | -                            | -                            | -                            |
| -                            | -                            | -                            | -                            | -                            | -                            | -                            | -                            |
| 43,2                         | 13,6                         | 55,1                         | 55,1                         | 43,2                         | 43,2                         | 45,3                         | 45,3                         |
| B                            | A                            | A                            | A                            | A                            | A                            | A                            | A                            |
| B                            | A                            | A                            | A                            | B                            | B                            | D                            | C                            |
| 2 x 1,5                      | 2 x 1                        | 2 x 1,5                      | 2 x 1,5                      | 2 x 1,5                      | 2 x 1,5                      | 1 x 5                        | 1 x 5                        |
| C                            | C                            | C                            | C                            | C                            | C                            | C                            | C                            |
| 3                            | 3                            | 3                            | 2                            | 3                            | 2                            | 3                            | 2                            |
| Aluminium                    | Aluminium                    | Aluminium                    | Aluminium                    | Aluminium                    | Aluminium                    | Aluminium                    | Aluminium                    |
| Yes                          | Yes                          | Yes                          | Yes                          | Yes                          | Yes                          | Yes                          | Yes                          |
| 1.11.01.0004                 | CU003556                     | CU003556                     | CU003556                     | 1.11.01.0004                 | 1.11.01.0004                 | 1.11.01.0004                 | 1.11.01.0004                 |
| Yes                          | Yes                          | Yes                          | Yes                          | Yes                          | Yes                          | Yes                          | Yes                          |
| Yes                          | Yes                          | Yes                          | Yes                          | Yes                          | Yes                          | Yes                          | Yes                          |
| 165                          | 80                           | 250                          | 250                          | 165                          | 165                          | 165                          | 165                          |
| 168                          | 82                           | 253                          | 253                          | 168                          | 168                          | 170                          | 170                          |
| 220-240, 50                  | 220-240, 50/60               | 220-240, 50/60               | 220-240, 50/60               | 220-240, 50                  | 220-240, 50                  | 220-240, 50                  | 220-240, 50                  |
| 150                          | 150                          | 150                          | 150                          | 150                          | 150                          | 150                          | 150                          |
| 150                          | 185                          | 185                          | 185                          | 200                          | 200                          | 200                          | 200                          |
| Stainless steel / black      | Stainless steel / black      | Stainless steel              | Stainless steel              | Stainless steel              | Stainless steel              | Black                        | Black                        |
| 560-1040 x 900 x 584         | 300 x 900 x 500              | 430 x 900 x 500              | 430 x 600 x 500              | (550-1040) x 900 x 500       | (550-1040) x 600 x 500       | (550-1030 x 900 x 500        | (550-1030) x 600 x 500       |
| 555 x 955 x 400              | 570x 960 x 385               | 644 x 960 x 385              | 570 x 660 x 385              | 555 x 955 x 400              | 555 x 655 x 400              | 555 x 955 x 370              | 555 x 655 x 370              |
| 23,5                         | 13                           | 13,5                         | 11,5                         | 15,5                         | 12                           | 16                           | 14                           |
| 26,5                         | 16                           | 15,5                         | 14                           | 17,5                         | 14                           | 19                           | 15                           |
| 136                          | 144                          | 144                          | 204                          | 130                          | 190                          | 140                          | 216                          |
| 280                          | 288                          | 296                          | 420                          | 270                          | 392                          | 292                          | 425                          |
| 322                          | 336                          | 344                          | 490                          | 318                          | 465                          | 340                          | 504                          |
| 3 527 570 066 870            | 3 527 570 092 312            | 3 527 570 075 377            | 3 527 570 075 360            | 3 527 570 090 851            | 3 527 570 090 844            | 3 527 570 090 875            | 3 527 570 090 868            |
| 4,17 €                       | 2,08 €                       | 2,08 €                       | 2,08 €                       | 4,17 €                       | 2,08 €                       | 4,17 €                       | 2,08 €                       |

# EXTRACTION HOODS

## Island hoods

| Type of appliance                                 | Island hood              | Island hood              | Island hood        |
|---|--------------------------|--------------------------|--------------------|
| Reference   | SCHI9602AN               | SCHI6589AN               | SCHI386AN          |
| Energy class                                      | A                        | A                        | A                  |
| Operation   | Recirculation or exhaust | Recirculation            | Recirculation      |
| Control types                                     | Touch-sensitive controls | Touch-sensitive controls | Mechanical control |
| Min./max. airflow rate in normal operation (m³/h) | 393 / 602                | 401,8 / 589              | 365 / 521          |
| Min./max. noise level in normal operation (dB)    | 57 / 61                  | 51 / 58                  | 60 / 66            |
| Number of speeds                                  | 3                        | 3                        | 3                  |
| Energy consumption (kWh/year)                     | 38,5                     | 35,9                     | 40,3               |
| Fluidodynamic efficiency class                    | A                        | A                        | B                  |
| Lighting efficiency class                         | B                        | A                        | A                  |
| LED lights (W)                                    | 4 x 1,5                  | 2 x 1,5                  | 2x1.5              |
| Grease filter efficiency class                    | D                        | B                        | E                  |
| Number of grease filters                          | 3                        | 1                        | 1                  |
| Grease filter material                            | Aluminum                 | Aluminum                 | Aluminium          |
| Charcoal filters included                         | Yes                      | Yes                      | Yes                |
| Replacement charcoal filter reference             | 1.11.01.0009             | 1.11.01.0004             | 1.11.01.0004       |
| Check valve                                       | Yes                      | Yes                      | Yes                |
| Installation kit                                  | Yes                      | Yes                      | Yes                |
| Motor power (W)                                   | 165                      | 165                      | 165                |
| Connected load (W)                                | 171                      | 168                      | 168                |
| Voltage (V), Frequency (Hz)                       | 220-240, 50              | 220-240, 50              | 220-240V,50        |
| Exhaust diameter (mm)                             | 150                      | 150                      | 150                |
| Cable length, with plug (cm)                      | 150                      | 150                      | 200                |
| Colour  | Stainless steel / Black  | Black                    | Black              |
| Product dimensions(HxWxD) (cm)                    | 55-103 x 90 x 58,4       | 80-90 x 60 x 35          | (60-117,9) x38 x38 |
| Dimensions with packaging (HxWxD) (cm)            | 63,5 x 95,5 x 44,5       | 44,3 x 64,5 x 42,7       | 68,5 x 84 x 44,5   |
| Net weight (kg)                                   | 23,5                     | 16,9                     | 23                 |
| Gross weight (kg)                                 | 26,5                     | 20                       | 25                 |
| Quantity per container 20' (units)                | 102                      | 215                      | 108                |
| Quantity per container 40' (units)                | 208                      | 455                      | 224                |
| Quantity per container 40'HQ (units)              | 248                      | 540                      | 265                |
| EAN CODE  | 3 527 570 058 738        | 3 527 570 058 721        | 3 527 570 090 936  |
| DEEE excl. tax                                    | 4,17 €                   | 4,17 €                   | 4,17 €             |

## Built-in hoods

| Type of appliance                               | Telescopic Hood          |
|---|--------------------------|
| Reference                                       | SCHT962AX                |
| Energy efficiency class                         | A                        |
| Operation                                       | Recirculation or exhaust |
| Control types                                   | Rocker switch control    |
| Min./max. airflow rate in normal operation (dB) | 595,6 / 620              |
| Min./max. noise level in normal operation (dB)  | 62 / 68                  |
| Number of speeds                                | 2                        |
| Energy consumption (kWh/year)                   | 38,1                     |
| Fluidodynamic efficiency class                  | D                        |
| Lighting efficiency class                       | D                        |
| LED lights (W)                                  | 2 x 2                    |
| Grease filter efficiency class                  | D                        |
| Number of grease filters                        | 2                        |
| Grease filter material                          | Aluminium                |
| Charcoal filters included                       | Yes                      |
| Replacement charcoal filter reference           | 1.11.01.0004             |
| Check valve                                     | Yes                      |
| Installation kit                                | Yes                      |
| Motor power (W)                                 | 165                      |
| Connected load (W)                              | 169                      |
| Voltage (V), Frequency (Hz)                     | 220-240, 50              |
| Exhaust diameter (mm)                           | 150                      |
| Cable length, with plug (cm)                    | 150                      |
| Product dimensions (H x W x D) (cm)             | 27 x 90 x 28,5           |
| Dimensions with packaging (HxWxD) (cm)          | 35,5 x 94 x 37,5         |
| Net weight (kg)                                 | 11,5                     |
| Gross weight (kg)                               | 13                       |
| Quantity per container 20' (units)              | 210                      |
| Quantity per container 40' (units)              | 460                      |
| Quantity per container 40'HQ (units)            | 530                      |
| EAN Code Stainless steel (X)/(IX)               | 3 527 570 068 393        |
| EAN Code White (W)                              | -                        |
| EAN Code Black (N)                              | -                        |
| EAN Code Silver (S)                             | -                        |
| DEEE excl. tax                                  | 2,08 €                   |

| Telescopic Hood          | Telescopic Hood          | Filter unit              | Filter unit              | Filter unit              | Canopy hood              | Canopy hood              |
|--------------------------|--------------------------|--------------------------|--------------------------|--------------------------|--------------------------|--------------------------|
| SCHT662AX                | SCHT6044CN/X             | SCHG5255CS               | SCHT635CS/N              | SCGA310S                 | SCHC6400CX               | SCHC6018SL/WH/1          |
| A                        | C                        | C                        | C                        | C                        | D                        | B                        |
| Recirculation or exhaust | Recirculation or exhaust | Recirculation or exhaust | Recirculation or exhaust | Recirculation or exhaust | Recirculation or exhaust | Recirculation or exhaust |
| Rocker switch control    | Side control             | Mechanical control       | Mechanical control       | Mechanical control       | Mechanical control       | Rocker switch control    |
| 595,6 / 620              | 285 / 440                | 320 / 447                | 254 / 294                | 301                      | 247,3 / 400              | 122.9/192.1              |
| 62 / 68                  | 56 / 63                  | 56 / 60                  | 61 / 64                  | 64                       | 61 / 65                  | 52 / 61                  |
| 2                        | 3                        | 3                        | 2                        | 3                        | 3                        | 2                        |
| 38,1                     | 53                       | 41                       | 34                       | 35,1                     | 120,1                    | 20,6                     |
| D                        | E                        | E                        | E                        | E                        | G                        | E                        |
| D                        | A                        | A                        | A                        | A                        | C                        | A                        |
| 2 x 2                    | 1 x 1,5                  | 2 x 1,5                  | 1 x 1,5                  | 2 x 2                    | 1 x 1,5                  | 1 x 1,5                  |
| D                        | B                        | D                        | F                        | F                        | B                        | C                        |
| 2                        | 2                        | 1                        | 2                        | 2                        | 2                        | 1                        |
| Aluminium                | Aluminium                | Aluminium                | Aluminium                | Aluminium                | Aluminium                | Acrylic                  |
| Yes                      | Yes                      | Yes                      | Yes                      | Yes                      | Yes                      | Yes                      |
| 1.11.01.0004             | CU003556                 | 1.11.01.0004             | 1.11.01.0005             | 1.11.01.0004             | 1.11.01.0003             | CU003974                 |
| Yes                      | Yes                      | Yes                      | Yes                      | Yes                      | Yes                      | Yes                      |
| Yes                      | Yes                      | Yes                      | Yes                      | Yes                      | Yes                      | Yes                      |
| 165                      | 105                      | 100                      | 65                       | 65                       | 2 x 95                   | 80                       |
| 169                      | 106,5                    | 103                      | 66,5                     | 68                       | 194                      | 81,5                     |
| 220-240, 50              | 220-240, 50/60           | 220-240V, 50             | 220-240, 50              | 220-240, 50              | 220-240, 50              | 220-240, 50              |
| 150                      | 150                      | 150                      | 150                      | 150                      | 120                      | 120                      |
| 150                      | 185                      | 200                      | 200                      | 120                      | 150                      | 185                      |
| 27 x 60 x 28,5           | 25,5 x 59,5 x 30,8       | 24 6x52x29,6             | 19,4 x 60 x (31,5-48,5)  | 17,6 x 52 x 29,6         | 13,8 x 60 x 50           | 8 x 59,7 x 44            |
| 35,5 x 64 x 37,5         | 38,5 x 65,2 x 33,5       | 31,8x63,9x34,3           | 37 x 63,5 x 25           | 28,8 x 63,9 x 34,3       | 18,5 x 64 x 55,5         | 12,5 x 64 x 49           |
| 9                        | 7,3                      | 5.6                      | 6,2                      | 5                        | 7                        | 4,7                      |
| 10                       | 8,7                      | 6.9                      | 7,1                      | 6                        | 8                        | 5,8                      |
| 340                      | 372                      | 392                      | 470                      | 515                      | 420                      | 780                      |
| 700                      | 740                      | 821                      | 980                      | 1,090                    | 864                      | 1,578                    |
| 840                      | 852                      | 965                      | 1,150                    | 1,235                    | 1,007                    | 1,747                    |
| 3 527 570 068 386        | 3 527 570 077 739        | -                        | -                        | -                        | 3 527 570 058 691        | -                        |
| -                        | -                        | -                        | -                        | -                        | -                        | 3 527 570 092 282        |
| -                        | 3 527 570 077 722        | -                        | 3 527 570 090 943        | -                        | -                        | -                        |
| -                        | -                        | 3 527 570 090 998        | 3 527 570 090 967        | 3 527 570 061 615        | -                        | 3 527 570 092 299        |
| 1,04 €                   | 1,04 €                   | 1,04 €                   | 1,04 €                   | 0,58 €                   | 1,04 €                   | 0,58 €                   |



## Dishwashers

| Type of appliance                       | Fully-integrated tall dishwasher                             | Fully-integrated tall dishwasher  | Fully integrated dishwasher  | Fully integrated dishwasher                                      |
|---|--|-----------------------------------|--|--|
| Reference                               | SCLT6842CB   | SCLT6847DB                        | SCDWF442CC/1   | SCDWF444DS/1   |
| Number of place settings                | 16   | 16                                | 14   | 14   |
| Cutlery tray                            | Yes  | Yes                               | Yes  | Yes  |
| Energy efficiency class                 | C  | D                                 | B  | C  |
| Noise level: (dB) / noise class         | 42 / B   | 47 / C                            | 42 / B   | 44 / B   |
| Hinge type                              | Fixed  | Fixed                             | Fixed  | Sliders  |
| Motor type                              | Inverter   | Standard                          | Inverter   | Standard   |
| Interior lighting                       | 4 x LED  | 2 x LED                           | -  | -  |
| Number of programmes                    | 8  | 4                                 | 8  | 8  |
| Programmes                              | Auto, intensive, universal, eco, rapid, glass, rinse, 1 hour | Intensive, eco, 90 minutes, rapid | Auto, intensif, universel, éco, 90 minutes, rapide, verre, rinçage | Auto, intensive, universal, eco, 90 minutes, rapid, glass, rinse |
| Extra dry option                        | Yes  | -                                 | Yes  | Yes  |
| Turbo + speed option                    | -  | -                                 | Yes  | -  |
| Temperatures (°C)                       | 65/60/55/50/45   | 65/60/55/50/45/40                 | 65/65/55/50/50/60/45   | 65/65/55/50/50/60/45   |
| Half load option                        | Yes  | Yes                               | Yes  | Yes  |
| Delayed start (h)                       | 1-24   | 3-6-9-12                          | 1-24   | 1-24   |
| Racks with folding spikes               | Yes  | Yes                               | Yes  | Yes  |
| Height-adjustable upper rack            | Yes, loaded  | Yes, empty                        | Yes, loaded  | Yes, loaded  |
| Energy consumption/ 100 cycles (kWh)    | 77   | 88                                | 64,5   | 74,7   |
| Energy consumption per cycle (l)        | 9,5  | 9,5                               | 9,8  | 9,8  |
| Reference programme length (eco)        | 205  | 205                               | 220  | 220  |
| Overflow safety device                  | Yes  | Yes                               | Yes  | Yes  |
| Salt level indicator                    | Yes  | Yes                               | Yes  | Yes  |
| Rinse aid level indicator               | Yes  | Yes                               | Yes  | Yes  |
| Selected programme indicator            | Yes  | Yes                               | Yes  | Yes  |
| Time remaining display                  | Yes  | -                                 | Yes  | Yes  |
| Drying type                             | Natural  | Natural                           | Natural  | Natural  |
| Automatic door opening at end of cycle  | Yes  | Yes                               | Yes  | Yes  |
| Number of wash arms                     | 3  | 3                                 | 2  | 2  |
| Tank material                           | Stainless steel  | Stainless steel                   | Stainless steel  | Stainless steel  |
| Adjustable feet max (mm)                | 50   | 50                                | 50   | 50   |
| Voltage (V) / Frequency (Hz)            | 230 - 50   | 230 - 50                          | 230 - 50   | 230 - 50   |
| Regeneration                            | Yes  | Yes                               | Yes  | Yes  |
| Water softener                          | Yes  | Yes                               | Yes  | Yes  |
| Automatic detergent dispenser           | Yes  | Yes                               | Yes  | Yes  |
| Rinse aid dispenser                     | Yes  | Yes                               | Yes  | Yes  |
| Max. weight of decorative panel (kg)    | 9  | 9                                 | 7  | 7  |
| Cable length (cm)                       | 150  | 150                               | 150  | 150  |
| Length of water inlet hose (cm)         | 150  | 150                               | 150  | 150  |
| Length of drain hose (cm)               | 150  | 150                               | 150  | 150  |
| Product dimensions(HXWXD) cm            | 85,7 x 59,8 x 55   | 85,7 x 59,8 x 55                  | 81,5 x 59,8 x 57   | 81,5 x 59,8 x 57   |
| Packaged product dimensions (HX WXD) cm | 89 x 67 x 65,5   | 89 x 67 x 65,5                    | 88,4 x 63,5 x 63   | 88,4 x 63,5 x 63   |
| Net weight (kg)                         | 37,3   | 37,3                              | 37,5   | 37,5   |
| Gross weight (kg)                       | 42,3   | 42,3                              | 44   | 44   |
| Quantity per container 20'HC (units)    | 48   | 48                                | 54   | 54   |
| Quantity per container 40'HC (units)    | 108  | 108                               | 108  | 108  |
| Quantity per container 40'HQ (units)    | 153  | 153                               | 162  | 162  |
| Control panel colour                    | Black  | Stainless steel                   | Black  | Black  |
| EAN Code                                | 3 527 570 078 941  | 3 527 570 078 958                 | 3 527 570 092 275  | 3 527 570 092 213  |
| DEEE excl. tax                          | 8,33 €   | 8,33 €                            | 8,33 €   | 8,33 €   |

| Fully integrated dishwasher                                      | Fully integrated dishwasher                                      | Fully integrated dishwasher                         | Fully integrated dishwasher       |
|--|--|---|-----------------------------------|
| SCDW644DIC/1   | SCDW644DCU/1   | SCDW644D00/1  | SCLT6247G                         |
| 14   | 14   | 14  | 12                                |
| Yes  | Yes  | -   | -                                 |
| C  | C  | C   | E                                 |
| 44 / B   | 44 / B   | 44 / B  | 47 / C                            |
| Fixed  | Fixed  | Fixed   | Sliders                           |
| Standard   | Standard   | Standard  | Standard                          |
| -  | -  | -   | -                                 |
| 8  | 8  | 6   | 4                                 |
| Auto, intensive, universal, eco, 90 minutes, rapid, glass, rinse | Auto, intensive, universal, eco, 90 minutes, rapid, glass, rinse | Intensive, universal, eco, 90 minutes, rapid, glass | Intensive, eco, 90 minutes, rapid |
| Yes  | Yes  | -   | -                                 |
| Yes  | Yes  | -   | -                                 |
| 65/65/55/50/50/60/45   | 65/65/55/50/50/60/45   | 65/55/50/50/60/45                                   | 65/60/55/50/45                    |
| Yes  | Yes  | Yes   | Yes                               |
| 1-24   | 1-24   | 1-24  | 3-6-9-12                          |
| Yes  | Yes  | Yes   | Yes                               |
| Yes, loaded  | Yes, loaded  | Yes, loaded   | Yes, loaded                       |
| 74,7   | 74,7   | 74,7  | 92                                |
| 9,8  | 9,8  | 9,8   | 11                                |
| 198  | 198  | 220   | 220                               |
| Yes  | Yes  | Yes   | Yes                               |
| Yes  | Yes  | Yes   | Yes                               |
| Yes  | Yes  | Yes   | Yes                               |
| Yes  | Yes  | Yes   | Yes                               |
| Yes  | Yes  | Yes   | -                                 |
| Natural  | Natural  | Natural   | Natural                           |
| Yes  | Yes  | Yes   | No                                |
| 2  | 2  | 2   | 2                                 |
| Stainless steel  | Stainless steel  | Stainless steel                                     | Stainless steel                   |
| 50   | 50   | 50  | 50                                |
| 230 - 50   | 230 - 50   | 230 - 50  | 230 - 50                          |
| Yes  | Yes  | Yes   | Yes                               |
| Yes  | Yes  | Yes   | Yes                               |
| Yes  | Yes  | Yes   | Yes                               |
| Yes  | Yes  | Yes   | Yes                               |
| 7  | 7  | 7   | 7                                 |
| 150  | 150  | 150   | 150                               |
| 150  | 150  | 150   | 150                               |
| 150  | 150  | 150   | 150                               |
| 81,5 x 59,8 x 55   | 81,5 x 59,8 x 55   | 81,5 x 59,8 x 58                                    | 81,5 x 59,8 x 55                  |
| 88,4 x 63,5 x 63   | 88,4 x 63,5 x 63   | 88,4 x 63,5 x 63                                    | 88,4 x 63,5 x 63                  |
| 37,5   | 37,5   | 37,5  | 37,5                              |
| 44   | 44   | 44  | 44                                |
| 54   | 54   | 54  | 54                                |
| 108  | 108  | 108   | 108                               |
| 162  | 162  | 162   | 162                               |
| Black  | Black  | Stainless steel / black                             | Stainless steel                   |
| 3 527 570 093 395  | 3 527 570 092 084  | 3 527 570 092 183                                   | 3 527 570 067 204                 |
| 8,33 €   | 8,33 €   | 8,33 €  | 8,33 €                            |

## Dishwashers

| Type of appliance                      | Fully integrated dishwasher       | Fully integrated dishwasher 45 cm       | Fully integrated dishwasher 45 cm       | Fully integrated dishwasher 45 cm                                |
|--|-----------------------------------|---|---|--|
| Reference                              | SCLT6247X0                        | SCLT5044DG                              | SCLT5947EG                              | SCDW504D00/1   |
| Number of place settings               | 12                                | 10                                      | 9                                       | 10   |
| Cutlery tray                           | -                                 | Yes                                     | -                                       | -  |
| Energy efficiency class                | E                                 | D                                       | E                                       | C  |
| Noise level: (dB) / noise class        | 47 / C                            | 44 / B                                  | 47 / C                                  | 44 / B   |
| Hinge type                             | Fixed                             | Sliders                                 | Sliders                                 | Fixed  |
| Motor type                             | Standard                          | Standard                                | Standard                                | Standard   |
| Interior lighting                      | -                                 | -                                       | -                                       | -  |
| Number of programmes                   | 4                                 | 5                                       | 5                                       | 8  |
| Programmes                             | Intensive, eco, 90 minutes, rapid | Auto, intensive, rapid, eco, 90 minutes | Auto, intensive, rapid, eco, 90 minutes | Auto, intensive, universal, eco, 90 minutes, rapid, glass, rinse |
| Extra dry option                       | -                                 | -                                       | -                                       | -  |
| Turbo + speed option                   | -                                 | -                                       | -                                       | -  |
| Temperatures (°C)                      | 65/60/55/50/45                    | 65/55/45/40                             | 65/55/45/40                             | 55/65/55/50/50/60/45   |
| Half load option                       | Yes                               | Yes                                     | Yes                                     | Yes  |
| Delayed start (h)                      | 3-6-9-12                          | 1-24                                    | 1-24                                    | 1-24   |
| Racks with folding spikes              | Yes                               | Yes                                     | Yes                                     | Yes  |
| Height-adjustable upper rack           | Yes, loaded                       | Yes, loaded                             | Yes, loaded                             | Yes, loaded  |
| Energy consumption/ 100 cycles (kWh)   | 92                                | 67                                      | 70                                      | 59,3   |
| Energy consumption per cycle (l)       | 11                                | 10                                      | 9                                       | 8,5  |
| Reference programme length (eco)       | 220                               | 215                                     | 235                                     | 215  |
| Overflow safety device                 | Yes                               | Yes                                     | Yes                                     | Yes  |
| Salt level indicator                   | Yes                               | Yes                                     | Yes                                     | Yes  |
| Rinse aid level indicator              | Yes                               | Yes                                     | Yes                                     | Yes  |
| Selected programme indicator           | Yes                               | Yes                                     | Yes                                     | Yes  |
| Time remaining display                 | -                                 | -                                       | -                                       | -  |
| Drying type                            | Natural                           | Natural                                 | Natural                                 | Natural  |
| Automatic door opening at end of cycle | No                                | Yes                                     | No                                      | Yes  |
| Number of wash arms                    | 2                                 | 2                                       | 2                                       | 2  |
| Tank material                          | Stainless steel                   | Stainless steel                         | Stainless steel                         | Stainless steel  |
| Adjustable feet max (mm)               | 50                                | 50                                      | 50                                      | 50   |
| Voltage (V) / Frequency (Hz)           | 230 - 50                          | 230 - 50                                | 230 - 50                                | 230 - 50   |
| Regeneration                           | Yes                               | Yes                                     | Yes                                     | Yes  |
| Water softener                         | Yes                               | Yes                                     | Yes                                     | Yes  |
| Automatic detergent dispenser          | Yes                               | Yes                                     | Yes                                     | Yes  |
| Rinse aid dispenser                    | Yes                               | Yes                                     | Yes                                     | Yes  |
| Max. weight of decorative panel (kg)   | 7                                 | 5                                       | 5                                       | 5  |
| Cable length (cm)                      | 150                               | 150                                     | 150                                     | 150 cm   |
| Length of water inlet hose (cm)        | 150                               | 150                                     | 150                                     | 150 cm   |
| Length of drain hose (cm)              | 150                               | 150                                     | 150                                     | 150 cm   |
| Product dimensions(HxWxD) cm           | 81,5 x 59,8 x 55                  | 81,5 x 44,8 x 55                        | 81,5 x 44,8 x 55                        | 81,5 x 44,8 x 55   |
| Packaged product dimensions (HxWxD) cm | 88,4 x 63,5 x 63                  | 89 x 48,5 x 64,5                        | 89 x 48,5 x 64,5                        | 88,4 x 48,5 x 63,5   |
| Net weight (kg)                        | 37,5                              | 39,6                                    | 39,6                                    | 29,5   |
| Gross weight (kg)                      | 44                                | 46,1                                    | 46,1                                    | 34,5   |
| Quantity per container 20'HC (units)   | 54                                | 80                                      | 80                                      | 80   |
| Quantity per container 40'HC (units)   | 108                               | 168                                     | 168                                     | 168  |
| Quantity per container 40'HQ (units)   | 162                               | 246                                     | 246                                     | 246  |
| Control panel colour                   | Stainless steel                   | Stainless steel                         | Stainless steel                         | Black  |
| EAN Code                               | 3 527 570 059 254                 | 3 527 570 078 507                       | 3 527 570 078 491                       | 3 527 570 092 244  |
| DEEE excl. tax                         | 8,33 €                            | 8,33 €                                  | 8,33 €                                  | 8,33 €   |



## Built-in washing machines

| Type of appliance  | Built-in washing machine  | Built-in washer-dryer   |
|--|---|---|
| Reference  | SCWMI814/1  | SCWDI8614   |
| Colour   | White   | White   |
| Energy efficiency class  | A   | B   |
| Energy efficiency class complete wash/dry cycle                        | -   | E   |
| Spin/dry efficiency class  | B   | B   |
| Washing/drying capacity (kg)   | 8   | 8   |
| Max. spin speed (rpm)  | 1,400   | 1,400   |
| Motor type   | Inverter  | Inverter  |
| Speeds   | 0-400-600-800-1000-1200-1400  | 0-400-600-800-1000-1200-1400  |
| Number of programmes   | 16  | 16  |
| Programmes   | Intensive, Cotton, Eco, 40-60°, Express 15', Rapid 45', Rinse & Spin, Baby, Sports, Synthetics, Mixed, Delicates, Wool, Denim, Spin, Favourites | Eco 40-60°, Sport, Express, 20°, Wool, Wash & Dry, Denim, Baby, Cotton, 1 H Wash & Dry, Mixed, Intensive, Rinse & Spin, Dry, Spin, Favourites |
| Options  | Prewash, Extra rinse  | Prewash, Extra rinse  |
| Washing temperatures   | Cold - 20°C - 30°C - 40°C - 60°C - 90°C   | Cold - 20°C - 30°C - 40°C - 60 °C - 90°C  |
| Display  | White LED   | White LED   |
| Delayed start  | 24 h  | 24 h  |
| Beep sounds at end of programme  | Yes   | Yes   |
| Drum volume  | 52,7  | 52,7  |
| Drum material  | Stainless steel   | Stainless steel   |
| Porthole colour  | White   | White   |
| Emptying hatch   | Yes   | Yes   |
| Drain hose   | -   | -   |
| Out-of-balance detector  | Yes   | Yes   |
| Foam detection   | Yes   | Yes   |
| Child lock   | Yes   | Yes   |
| Spin cycle noise level (dB)/spin cycle noise class                     | 76 / B  | 76 / B  |
| Water consumption per wash cycle/wash & dry cycle (L)                  | -   | 48 / 90   |
| Water consumption per wash cycle (L)                                   | N/C   | 0,545   |
| Energy consumption per complete wash/dry cycle (kWh)                   | -   | 3,600   |
| Energy consumption per 100 cycles (kWh)                                | N/C   | 55  |
| Energy consumption per 100 complete wash/dry cycles (kWh)              | -   | 360   |
| Reference programme length wash/wash + dry                             | N/C   | 218 / 570   |
| Cable length (cm)  | 150   | 150   |
| Length of water inlet hose (cm)  | 100   | 100   |
| Length of drain hose (cm)  | 160   | 160   |
| Power (W)  | 1950  | 1900  |
| Voltage (V) / Frequency (Hz)   | 230 - 50  | 230 - 50  |
| Adjustable feet (mm)   | 7   | 7   |
| Reversible door / Opening direction of decorative panel of your choice | No / Yes  | No / Yes  |
| Net weight   | 63  | 64  |
| Gross weight   | 66  | 68  |
| Product dimensions LxHxD (cm)  | 59,5 x 54 x 82,5  | 59,5 x 54 x 82,5  |
| Packaged product dimensions LxHxD (cm)                                 | 60 x 60,5 x 87,5  | 60 x 60,5 x 87,5  |
| Quantity per container 20'HC (units)                                   | 54  | 54  |
| Quantity per container 40'HC (units)                                   | 114   | 114   |
| Quantity per container 40'HQ (units)                                   | 171   | 171   |
| EAN Code   | 3 527 570 093 326   | 3 527 570 076 091   |
| DEEE excl. tax   | 8,33 €  | 8,33 €  |



## Built-in cold appliances

| Type of appliance                     | Fridge-freezer        | Fridge-freezer        | Fridge-freezer        | Fridge-freezer        |
|---------------------------------------|-----------------------|-----------------------|-----------------------|-----------------------|
| Reference                             | SCRCE193NN            | SCRCE177NN            | SCRCA177BN            | SCRCA177BS            |
| Height (cm)                           | 193                   | 177                   | 177                   | 177                   |
| Energy class                          | E                     | E                     | F                     | F                     |
| Motor type                            | Standard              | Standard              | Standard              | Standard              |
| Total net volume (litres)             | 273                   | 244                   | 246                   | 250                   |
| Refrigerator volume (litres)          | 206                   | 177                   |                       |                       |
| Freezer volume 4* (litres)            | 67                    | 67                    | 56                    | 60                    |
| Refrigerator cooling type             | No Frost              | No Frost              | Airflow               | Airflow               |
| Auto-defrost                          | Yes                   | Yes                   | Yes                   | Yes                   |
| Freezer cooling type                  | No Frost              | No Frost              | No frost              | Static                |
| Hinge type                            | Sliders               | Sliders               | Sliders               | Sliders               |
| Control types                         | Electronic            | Electronic            | Electronic            | Electronic            |
| Interior finish                       | Silver                | Silver                | Silver                | Silver                |
| Number of shelves                     | 5                     | 4                     | 4                     | 5                     |
| Height-adjustable                     | 4                     | 3                     | 3                     | 4                     |
| Shelf type                            | Safety glass          | Safety glass          | Safety glass          | Safety glass          |
| Bottle rack                           | -                     | -                     | Yes                   | Yes                   |
| Number of door shelves                | 4                     | 3                     | 3                     | 3                     |
| ChefZone for meat and fish            | 1                     | 1                     | 1                     | -                     |
| Vitamin zone with humidity control    | -                     | -                     | 1                     | 1                     |
| FreshZone for fruit and vegetables    | 1                     | 1                     | -                     | -                     |
| Interior lighting type                | Ceiling and side LEDs | Ceiling and side LEDs | Ceiling and side LEDs | Ceiling and side LEDs |
| Holiday function                      | Yes                   | Yes                   | Yes                   | -                     |
| Super chill/super freeze function     | Yes / Yes             | Yes / Yes             | Yes / Yes             | -                     |
| Refrigerator open door alarm          | Yes                   | Yes                   | Yes                   | Yes                   |
| Freezer high temperature alarm        | Yes                   | Yes                   | Yes                   | Yes                   |
| Freezing capacity: (kg/24h)           | 3,2                   | 3                     | 2,5                   | 2,7                   |
| Autonomy in case of power failure (h) | 10                    | 10                    | 11                    | 11                    |
| Reversible doors                      | Yes                   | Yes                   | Yes                   | Yes                   |
| Accessible drawers with 90° opening   | Yes                   | Yes                   | Yes                   | Yes                   |
| Adjustable front feet                 | Yes                   | Yes                   | Yes                   | Yes                   |
| Removable seals                       | Yes                   | Yes                   | Yes                   | Yes                   |
| Climate class                         | N-ST                  | N-ST                  | N-ST                  | N-ST                  |
| Noise level (dB)/noise class          | 39 / C                | 39 / C                | 41 / C                | 39 / C                |
| Power V, Frequency Hz                 | 220-240, 50           | 220-240, 50           | 220-240, 50           | 220-240, 50           |
| Energy consumption(kWh/24h)           | 0,622                 | 0,641                 | 0,712                 | 0,701                 |
| Annual energy consumption (kWh/year)  | 227                   | 243                   | 260                   | 256                   |
| Refrigerant gas                       | R600a                 | R600a                 | R600a                 | R600a                 |
| Product dimensions(HxWxD) mm          | 1,937 x 540 x 550     | 1769 x 540 x 550      | 1776 x 540 x 540      | 1776 x 540 x 540      |
| Built-in dimensions (HxWxD) mm        | 1,939 x 560 x 550     | 1780 x 560 x 560      | 1780 x 560 x 560      | 1780 x 560 x 560      |
| Dimensions with packaging (HxWxD) mm  | 2,000 x 570 x 580     | 1840 x 570 x 580      | 1840 x 573 x 573      | 1840 x 573 x 573      |
| Net weight (kg)                       | 62                    | 57                    | 63                    | 61                    |
| Gross weight (kg)                     | 67,5                  | 62                    | 70                    | 67                    |
| Quantity per container 40'HC (units)  | 103                   | 109                   | 109                   | 109                   |
| Cable length (cm)                     | 180                   | 180                   | 180                   | 180                   |
| EAN CODE                              | 3 527 570 091 742     | 3 527 570 091 971     | 3 527 570 059 247     | 3 527 570 059 223     |
| DEEE excl. tax                        | 15,00 €               | 15,00 €               | 15,00 €               | 15,00 €               |

| Type of appliance                     | Fridge-freezer        | Fridge-freezer    | 1-door refrigerator   | 1-door refrigerator   |
|---------------------------------------|-----------------------|-------------------|-----------------------|-----------------------|
| Reference                             | SCRCA277BS            | SCRC77SSA         | SCRLA177B0            | SCRLA277B0            |
| Height (cm)                           | 177                   | 177               | 177                   | 177                   |
| Energy class                          | E                     | F                 | F                     | E                     |
| Motor type                            | Standard              | Standard          | Standard              | Inverter              |
| Total net volume (litres)             | 250                   | 249               | 316                   | 316                   |
| Refrigerator volume (litres)          | 190                   | 179               | 316                   | 316                   |
| Freezer volume 4* (litres)            | 60                    | 70                | -                     | -                     |
| Refrigerator cooling type             | Airflow               | Static            | Airflow               | Airflow               |
| Auto-defrost                          | Yes                   | Yes               | Yes                   | Yes                   |
| Freezer cooling type                  | Static                | Static            | -                     | -                     |
| Hinge type                            | Sliders               | Sliders           | Sliders               | Sliders               |
| Control types                         | Electronic            | Electronic        | Electronic            | Electronic            |
| Interior finish                       | Silver                | Silver            | Silver                | Silver                |
| Number of shelves                     | 5                     | 4                 | 6                     | 6                     |
| Height-adjustable                     | 4                     | 3                 | 5                     | 5                     |
| Shelf type                            | Safety glass          | Safety glass      | Safety glass          | Safety glass          |
| Bottle rack                           | Yes                   | Yes               | Yes                   | Yes                   |
| Number of door shelves                | 3                     | 3                 | 5                     | 5                     |
| ChefZone for meat and fish            | -                     | -                 | -                     | -                     |
| Vitamin zone with humidity control    | 1                     | -                 | -                     | -                     |
| FreshZone for fruit and vegetables    | -                     | 1                 | 2                     | 2                     |
| Interior lighting type                | Ceiling and side LEDs | LED               | Ceiling and side LEDs | Ceiling and side LEDs |
| Holiday function                      | -                     | -                 | -                     | -                     |
| Super chill/super freeze function     | -                     | - / Yes           | -                     | -                     |
| Refrigerator open door alarm          | Yes                   | Yes               | Yes                   | Yes                   |
| Freezer high temperature alarm        | Yes                   | -                 | -                     | -                     |
| Freezing capacity: (kg/24h)           | 2,7                   | 3,2               | -                     | -                     |
| Autonomy in case of power failure (h) | 11                    | 17                | -                     | -                     |
| Reversible doors                      | Yes                   | Yes               | Yes                   | Yes                   |
| Accessible drawers with 90° opening   | Yes                   | Yes               | Yes                   | Yes                   |
| Adjustable front feet                 | Yes                   | -                 | Yes                   | Yes                   |
| Removable seals                       | Yes                   | Yes               | Yes                   | Yes                   |
| Climate class                         | N-ST                  | N-ST              | N-ST                  | N-ST                  |
| Noise level: (dB) / classe sonore     | 39 / C                | 39 / C            | 39 / C                | 39 / C                |
| Power V, Frequency Hz                 | 220-240, 50           | 220-240, 50       | 220-240, 50           | 220-240, 50           |
| Energy consumption(kWh/24h)           | 0,561                 | 0,742             | 0,392                 | 0,312                 |
| Annual energy consumption (kWh/year)  | 205                   | 271               | 143                   | 114                   |
| Refrigerant gas                       | R600a                 | R600a             | R600a                 | R600a                 |
| Product dimensions(HxLxP) mm          | 1,776 x 540 x 540     | 1,785 x 540 x 540 | 1,777 x 540 x 540     | 1,776 x 540 x 540     |
| Built-in dimensions (HxLxP) mm        | 1,780 x 560 x 560     | 1,770 x 560 x 550 | 1,781 x 560 x 560     | 1,780 x 560 x 560     |
| Dimensions with packaging (HxLxP) mm  | 1,840 x 573 x 573     | 1,845 x 575 x 560 | 1,841 x 573 x 573     | 1,840 x 573 x 573     |
| Net weight (kg)                       | 61                    | 54                | 52,5                  | 52,5                  |
| Gross weight (kg)                     | 67                    | 58                | 59                    | 59                    |
| Quantity per container 40'HC (units)  | 109                   | 109               | 109                   | 109                   |
| Cable length (cm)                     | 180                   | 160               | 180                   | 180                   |
| CODE EAN                              | 3 527 570 059 230     | 3 527 570 068 447 | 3 527 570 059 193     | 3 527 570 059 209     |
| DEEE excl. tax                        | 15,00 €               | 15,00 €           | 15,00 €               | 15,00 €               |





## Built-in cold appliances

| Type of appliance                     | 1-door refrigerator | 1-door refrigerator | 1-door refrigerator | 1-door refrigerator | 1-door refrigerator                   |
|---------------------------------------|---------------------|---------------------|---------------------|---------------------|---------------------------------------|
| Reference                             | SCRF122EA2          | SCRL122EA2          | SCRL882AS0          | SCRF882AS0          | SCRF482SEF                            |
| Height (cm)                           | 122                 | 122                 | 88                  | 88                  | 82                                    |
| Energy class                          | E                   | E                   | E                   | E                   | F                                     |
| Motor type                            | Standard            | Standard            | Standard            | Standard            | Standard                              |
| Total net volume (litres)             | 179                 | 197                 | 135                 | 116                 | 111                                   |
| Refrigerator volume (litres)          | 163                 | 197                 | -                   | 100                 | 95                                    |
| Freezer volume 4* (litres)            | 16                  | -                   | -                   | 16                  | 16                                    |
| Refrigerator cooling type             | Static              | Static              | Static              | Static              | Static                                |
| Auto-defrost                          | Yes                 | Yes                 | Yes                 | Yes                 | Yes                                   |
| Freezer cooling type                  | Static              | -                   | -                   | Static              | Static                                |
| Hinge type                            | Sliders             | Sliders             | Sliders             | Sliders             | Pantograph                            |
| Control types                         | Electronic          | Electronic          | Mecanic             | Mecanic             | Electronic                            |
| Interior finish                       | Silver              | Silver              | Silver              | Silver              | White                                 |
| Number of shelves                     | 3                   | 4                   | 3                   | 2                   | 2                                     |
| Height-adjustable                     | 1                   | 1                   | 1                   | 1                   | 1                                     |
| Shelf type                            | Safety glass        | Safety glass        | Safety glass        | Safety glass        | Safety glass                          |
| Bottle rack                           | -                   | -                   | -                   | -                   | -                                     |
| Number of door shelves                | 3                   | 3                   | 3                   | 3                   | 2                                     |
| ChefZone for meat and fish            | -                   | -                   | -                   | -                   | -                                     |
| Vitamin zone with humidity control    | -                   | -                   | -                   | -                   | -                                     |
| FreshZone for fruit and vegetables    | 1                   | 1                   | 1                   | 1                   | 2 half sections under the lower shelf |
| Interior lighting type                | LED                 | LED                 | LED                 | LED                 | LED                                   |
| Holiday function                      | -                   | -                   | -                   | -                   | -                                     |
| Super chill/super freeze function     | -                   | -                   | -                   | -                   | -                                     |
| Refrigerator open door alarm          | Yes                 | Yes                 | -                   | -                   | Yes                                   |
| Freezer high temperature alarm        | -                   | -                   | -                   | -                   | -                                     |
| Freezing capacity: (kg/24h)           | 2,6                 | -                   | -                   | 2,6                 | 2,6                                   |
| Autonomy in case of power failure (h) | 11                  | -                   | -                   | 11                  | 11                                    |
| Reversible doors                      | Yes                 | Yes                 | Yes                 | Yes                 | Yes                                   |
| Accessible drawers with 90° opening   | Yes                 | Yes                 | Yes                 | Yes                 | Yes                                   |
| Adjustable front feet                 | Yes                 | Yes                 | Yes                 | Yes                 | Yes                                   |
| Removable seals                       | Yes                 | Yes                 | Yes                 | Yes                 | Yes                                   |
| Climate class                         | N-ST                | N-ST                | N-ST                | N-ST                | N-ST                                  |
| Noise level (dB)/noise class          | 39 / C              | 39 / C              | 39 / C              | 39 / C              | 40 / C                                |
| Power V, Frequency Hz                 | 220-240, 50         | 220-240, 50         | 220-240, 50         | 220-240, 50         | 220-240, 50                           |
| Energy consumption(kWh/24h)           | 0,506               | 0,405               | 0,252               | 0,4                 | 0,501                                 |
| Annual energy consumption (kWh/year)  | 185                 | 148                 | 92                  | 146                 | 183                                   |
| Refrigerant gas                       | R600a               | R600a               | R600a               | R600a               | R600a                                 |
| Product dimensions(HxWxD) mm          | 1,221 x 540 x 540   | 1,221 x 540 x 540   | 875 x 540 x 540     | 875 x 540 x 540     | 818 x 596 x 550                       |
| Built-in dimensions (HxWxD) mm        | 1,223 x 560 x 550   | 1,223 x 560 x 550   | 873 x 560 x 550     | 873 x 560 x 550     | 818 x 600 x 600                       |
| Dimensions with packaging (HxWxD) mm  | 1,270 x 573 x 573   | 1,270 x 573 x 573   | 920 x 570 x 570     | 920 x 570 x 570     | 880 x 640 x 600                       |
| Net weight (kg)                       | 37,5                | 37                  | 26                  | 27                  | 32                                    |
| Gross weight (kg)                     | 40,5                | 40                  | 29                  | 30                  | 35,5                                  |
| Quantity per container 40'HC (units)  | 164                 | 164                 | 218                 | 218                 | 216                                   |
| Cable length (cm)                     | 180                 | 180                 | 160                 | 160                 | 180                                   |
| EAN CODE                              | 3 527 570 068 935   | 3 527 570 068 928   | 3 527 570 076 251   | 3 527 570 062 261   | 3 527 570 076 138                     |
| DEEE excl. tax                        | 8,33 €              | 8,33 €              | 8,33 €              | 8,33 €              | 8,33 €                                |

## Freestanding cold appliances

## CONTEMPORAINE

| Type of appliance                                  | Multi-door wine cellar refrigerator |
|--|-------------------------------------|
| Reference  | SCMDCV605NFDAX                      |
| Energy class                                       | E                                   |
| Total net volume (L)                               | 606                                 |
| Refrigerator volume (L)                            | 382                                 |
| Freezer volume (4*) (L)                            | 105                                 |
| Wine storage volume (L)                            | 119                                 |
| Refrigerator cooling type                          | Nofrost                             |
| Auto-defrost                                       | Yes                                 |
| Freezer cooling type                               | Nofrost                             |
| Auto-defrost                                       | Yes                                 |
| Interior finish                                    | Stainless steel                     |
| Metal cooling                                      | Yes                                 |
| Number of shelves                                  | 2                                   |
| Shelf types  | Glass                               |
| Bottle rack  | -                                   |
| Number of door shelves                             | 6                                   |
| Number of vegetable crisper drawers                | 2                                   |
| including a Vitamine zone                          | 1                                   |
| with humidity control                              | Yes                                 |
| Telescopic rail Fresh zone                         | Yes                                 |
| Number of drawers (freezer)                        | 3                                   |
| Storage capacity (Wine cellar) (bottles)           | 34 (Bordeaux type)                  |
| Temperature range (Wine cellar)                    | 5-18°C                              |
| Number of shelves (Wine cellar)                    | 4                                   |
| Shelf type (Wine cellar)                           | Bois hêtre                          |
| Telescopic rail shelves (Wine cellar)              | 2                                   |
| Door treated with anti-UV protection (Wine cellar) | Yes                                 |
| Charcoal filter                                    | Yes                                 |
| Interior lighting                                  | Yes                                 |
| Digital display                                    | Yes, on the front                   |
| Water/Ice dispenser                                | -                                   |
| Holiday function                                   | Yes                                 |
| Eco function                                       | Yes                                 |
| Super chill/super freeze function                  | Yes                                 |
| Open door alarm                                    | Yes                                 |
| Freezing capacity: (kg/24h)                        | 4,8                                 |
| Autonomy in case of power failure (H)              | 11                                  |
| Reversible doors                                   | No                                  |
| Adjustable front feet                              | Yes                                 |
| Climate class                                      | N-ST                                |
| Noise level (dB)/noise class                       | 41/C                                |
| Motor type   | Standard                            |
| Power (W)  | -                                   |
| Frequency (Hz)                                     | 220-240V/50Hz                       |
| 24h Energy consumption (kWh)                       | 1,123                               |
| Annual energy consumption (kWh/year)               | 265                                 |
| Product dimensions(LxHxD) (cm)                     | 90,5x182x72                         |
| Dimensions with packaging (LxHxD) (cm)             | 97x192x78                           |
| Net weight (Kg)                                    | 110                                 |
| Gross weight (Kg)                                  | 120                                 |
| Quantity per container 40' (units)                 | 48                                  |
| EAN Code Stainless steel (X)/(IX)                  | -                                   |
| EAN Code Dark Stainless steel (DAX)                | 3 527 570 091 520                   |
| EAN Code White (W)                                 | -                                   |
| EAN Code Silver (S)                                | -                                   |
| DEEE excl. tax                                     | 19,17 €                             |

| Type of appliance                      | American refrigerator               | Side By Side Refrigerator |
|--|-------------------------------------|---------------------------|
| Reference                              | SCUS513IMDAX                        | SCSBSWD529NFDAX           |
| Energy class                           | E                                   | E                         |
| Total net volume (L)                   | 513                                 | 529                       |
| Refrigerator volume (L)                | 344                                 | 344                       |
| Freezer volume (4*) (L)                | 169                                 | 185                       |
| Refrigerator cooling type              | No Frost                            | No Frost                  |
| Auto-defrost                           | Yes                                 | Yes                       |
| Freezer cooling type                   | No Frost                            | No Frost                  |
| Auto-defrost                           | Yes                                 | Yes                       |
| Interior finish                        | Stainless steel                     | Stainless steel           |
| Number of shelves                      | 4                                   | 5                         |
| Shelf types                            | Glass                               | Glass                     |
| Bottle rack                            | -                                   | -                         |
| Number of door shelves                 | 4                                   | 4                         |
| Number of vegetable crisper drawers    | 2                                   | 1                         |
| including a Chef Zone 0-3°C            | -                                   | -                         |
| with humidity control                  | -                                   | -                         |
| Telescopic rail Fresh zone             | -                                   | -                         |
| Interior lighting                      | Yes                                 | LED                       |
| Digital display                        | Yes, on the front                   | Yes, on the front         |
| Water/Ice dispenser                    | Yes, water, ice cubes, crushed ice  | Yes, water / Twist & Ice  |
| Ice maker                              | Yes, integrated into the inner door |                           |
| Holiday function                       | -                                   | Yes                       |
| Super chill/super freeze function      | Yes                                 | Yes                       |
| Open door alarm                        | Yes                                 | Yes                       |
| Freezing capacity: (kg/24h)            | 12                                  | 14                        |
| Autonomy in case of power failure (H)  | 6                                   | 9                         |
| Reversible doors                       | No                                  | No                        |
| Adjustable front feet                  | Yes                                 | Yes                       |
| Climate class                          | SN-ST                               | SN-ST                     |
| Noise level: dB(A) / noise class       | 39/C                                | 39/C                      |
| Motor type                             | Inverter                            | Inverter                  |
| Power (W)                              | 150                                 | 120                       |
| Frequency (Hz)                         | 50                                  | 50                        |
| 24h Energy consumption (kWh)           | 0,816                               | 0,85                      |
| Annual energy consumption (kWh/year)   | 306                                 | 312                       |
| Product dimensions(LxHxD) (cm)         | 90x177x66                           | 90,5 x 177 x 67           |
| Dimensions with packaging (LxHxD) (cm) | 97,2 x 186,2 x 75,6                 | 97,2 x 186,2 x 75,6       |
| Net weight (Kg)                        | 93                                  | 91                        |
| Gross weight (Kg)                      | 102                                 | 100                       |
| Quantity per container 40' (units)     | 48                                  | 48                        |
| EAN Code Stainless steel (X)/(IX)      | -                                   | -                         |
| EAN Code Dark Stainless steel (DAX)    | 3 527 570 090 271                   | 3 527 570 079 474         |
| EAN Code White (W)                     | -                                   | -                         |
| EAN Code Silver (S)                    | -                                   | -                         |
| DEEE excl. tax                         | 19,17 €                             | 19,17 €                   |



## Freestanding cold appliances

| Type of appliance                      | Multi-door Refrigerator | Side by side refrigerator |
|--|-------------------------|---------------------------|
| Reference                              | SCMD362HNF2X            | SCSBSWD436NFDAX           |
| Energy class                           | E                       | F                         |
| Total net volume (L)                   | 362                     | 442                       |
| Refrigerator volume (L)                | 237                     | 291                       |
| Freezer volume (4*) (L)                | 125                     | 151                       |
| Refrigerator cooling type              | No Frost                | No Frost                  |
| Auto-defrost                           | Yes                     | Yes                       |
| Freezer cooling type                   | No Frost                | No Frost                  |
| Auto-defrost                           | Yes                     | Yes                       |
| Interior finish                        | Stainless steel         | Stainless steel           |
| Number of shelves                      | 3                       | 5                         |
| Shelf types                            | Glass                   | Glass                     |
| Bottle rack                            | -                       | -                         |
| Number of door shelves                 | 4                       | 4                         |
| Number of vegetable crisper drawers    | 1 grand                 | 1                         |
| including a Chef Zone 0-3°C            | -                       | -                         |
| With humidity control                  | -                       | -                         |
| Telescopic rail Fresh zone             | -                       | -                         |
| Interior lighting                      | LED                     | LED                       |
| Digital display                        | Yes, on the front       | Yes, on the front         |
| Water/ice dispenser                    | -                       | Yes, water                |
| Holiday function                       | Yes                     | -                         |
| Super chill/super freeze function      | Yes                     | Yes                       |
| Open door alarm                        | Yes                     | Yes                       |
| Freezing capacity: (kg/24h)            | 10                      | 10                        |
| Autonomy in case of power failure (H)  | 10                      | 9,5                       |
| Reversible doors                       | No                      | No                        |
| Adjustable front feet                  | Yes                     | Yes                       |
| Climate class                          | SN-ST                   | SN-T                      |
| Noise level dB (A)/noise class         | 39/C                    | 40/C                      |
| Motor type                             | Inverter                | Inverter                  |
| Power (W)                              | 110                     | 120                       |
| Frequency (Hz)                         | 50                      | 50                        |
| Energy consumption 24h (kWh)           | 0,898                   | 0,997                     |
| Annual energy consumption (kWh/year)   | 262                     | 359                       |
| Product dimensions(LxHxD) (cm)         | 80 x 180 x 62           | 90.5 x 177 x 59.5         |
| Dimensions with packaging (LxHxD) (cm) | 85.7 x 191 x 66.5       | 97.2 x 186.2 x 67.2       |
| Net weight (Kg)                        | 79                      | 82                        |
| Gross weight (Kg)                      | 87                      | 90                        |
| Quantity per container 40' (units)     | -                       | 54                        |
| EAN Code Stainless steel (X)/(IX)      | 3 527 570 087 523       | -                         |
| EAN Code Dark Stainless steel (DAX)    | -                       | 3 527 570 071 539         |
| EAN Code White (W)                     | -                       | -                         |
| EAN Code Silver (S)                    | -                       | -                         |
| DEEE excl. tax                         | 15,00 €                 | 19,17 €                   |

| Type of appliance                      | Fridge-freezer    |
|--|-------------------|
| Reference                              | SCCB285NF         |
| Energy class                           | F                 |
| Total net volume (L)                   | 293               |
| Refrigerator volume (L)                | 210               |
| Freezer volume (4*) (L)                | 83                |
| Refrigerator cooling type              | No Frost          |
| Auto-defrost                           | Yes               |
| Freezer cooling type                   | No frost          |
| Auto-defrost                           | Yes               |
| Interior finish                        | Silver            |
| Number of shelves                      | 4                 |
| Shelf types                            | Glass             |
| Bottle rack                            | -                 |
| Number of door shelves                 | 3                 |
| Number of vegetable crisper drawers    | 1                 |
| including a Chef Zone 0-3°C            | -                 |
| With humidity control                  | -                 |
| Telescopic rail Fresh zone             | -                 |
| Interior lighting                      | LED               |
| Digital display                        | -                 |
| Water/ice dispenser                    | -                 |
| Holiday function                       | -                 |
| Super chill/super freeze function      | -                 |
| Open door alarm                        | Yes               |
| Freezing capacity: (kg/24h)            | 3,8               |
| Autonomy in case of power failure (H)  | 8,5               |
| Reversible doors                       | Yes               |
| Adjustable front feet                  | Yes               |
| Climate class                          | N-ST              |
| Noise level: dB(A) / Noise class       | 40/C              |
| Motor type                             | Standard          |
| Power (W)                              | 110               |
| Frequency (Hz)                         | 50                |
| Energy consumption 24h(kWh)            | 0,797             |
| Annual energy consumption (kWh/year)   | 291               |
| Product dimensions(LxHxD) (cm)         | 60 x 185.8 x 60   |
| Dimensions with packaging (LxHxD) (cm) | 65 x 193.9 x 63.5 |
| Net weight (Kg)                        | 58                |
| Gross weight (Kg)                      | 63                |
| Quantity per container 40' (units)     | 72                |
| EAN Code Stainless steel (X)/(IX)      | 3 527 570 071 430 |
| EAN Code Dark Stainless steel (DAX)    | 3 527 570 071 447 |
| EAN Code White (W)                     | 3 527 570 071 423 |
| EAN Code Silver (S)                    | -                 |
| DEEE excl. tax                         | 15,00 €           |

| Type of appliance                      | Side by side freezer             | Side by side refrigerator |
|--|----------------------------------|---------------------------|
| Reference                              | SCCA274NFDAX                     | SCOD360NFDAX              |
| Energy class                           | E                                | E                         |
| Total net volume (L)                   | 274                              | 359                       |
| Refrigerator volume (L)                | -                                | 359                       |
| Freezer volume (4*) (L)                | 274                              |                           |
| Refrigerator cooling type              | -                                | No Frost                  |
| Auto-defrost                           | -                                | Automatic                 |
| Freezer cooling type                   | No Frost                         | -                         |
| Auto-defrost                           | Yes                              | -                         |
| Interior finish                        | Stainless steel                  | -                         |
| Number of shelves                      | 2                                | 3                         |
| Shelf types                            | Glass                            | Glass                     |
| Bottle rack                            | -                                | 1                         |
| Number of door shelves                 | 2, including 1 reclining (pizza) | 4                         |
| Number of vegetable crisper drawers    | -                                | 3                         |
| including a Chef Zone 0-3°C            | -                                | 1 (convertible)           |
| With humidity control                  | -                                | Yes                       |
| Telescopic rail Fresh zone             | -                                | -                         |
| Interior lighting                      | LED                              | LED                       |
| Digital display                        | Yes, On the front                | Yes, On the front         |
| Water/ice dispenser                    | Twist & Ice                      | -                         |
| Holiday function                       | Yes                              | Yes                       |
| Super chill/super freeze function      | Yes                              | Yes                       |
| Open door alarm                        | Yes                              | Yes                       |
| Freezing capacity: (kg/24h)            | 17                               | -                         |
| Autonomy in case of power failure (H)  | 9                                | -                         |
| Reversible doors                       | Yes                              | Yes                       |
| Adjustable front feet                  | Yes                              | Yes                       |
| Climate class                          | SN-T                             | SN-ST                     |
| Noise level dB (A)/noise class         | 39/C                             | 40/C                      |
| Motor type                             | Inverter                         | Standard                  |
| Power (W)                              | 140                              | 100                       |
| Frequency (Hz)                         | 50                               | 50                        |
| Energy consumption 24h(kWh)            | 0,674                            | 0,323                     |
| Annual energy consumption (kWh/year)   | 246                              | 118                       |
| Product dimensions(LxHxD) (cm)         | 59.5 x 185 x 65                  | 59.5 x 185 x 65           |
| Dimensions with packaging (LxHxD) (cm) | 64 x 193.1 x 69                  | 64 x 193.1 x 69           |
| Net weight (Kg)                        | 68                               | 64                        |
| Gross weight (Kg)                      | 74                               | 70                        |
| Quantity per container 40' (units)     | 72                               | 72                        |
| EAN Code Stainless steel (X)/(IX)      | -                                | -                         |
| EAN Code Dark Stainless steel (DAX)    | 3 527 570 079 511                | 3 527 570 079 382         |
| EAN Code White (W)                     | -                                | -                         |
| EAN Code Silver (S)                    |                                  |                           |
| DEEE excl. tax                         | 15,00 €                          | 15,00 €                   |



## Freestanding cold appliances



| Type of appliance                       | French door           | Fridge-freezer        | 2 doors           |
|---|-----------------------|-----------------------|-------------------|
| Collection                              | BLACK MAT             | BLACK MAT             | BLACK MAT         |
| Reference                               | SCFD558NFB            | SCB315NFB             | SDD260B           |
| Energy class                            | E                     | F                     | F                 |
| Total net volume (L)                    | 531                   | 326                   | 258               |
| Climate class                           | N-ST                  | N-ST                  | N-ST              |
| Noise level: dB(A) / Noise class        | 41/C                  | 41/C                  | 41/C              |
| Motor type                              | Standard              | Standard              | Standard          |
| REFRIGERATOR<br>Refrigerator volume (L) | 345                   | 226                   | 206               |
| Refrigerator cooling type               | NoFrost               | NoFrost               | Static            |
| Auto-defrost                            | Yes                   | Yes                   | Yes               |
| Interior finish                         | Stainless steel       | Stainless steel       | Stainless steel   |
| Number of shelves                       | 3 (big)               | 2                     | 3 (+1 freezer)    |
| Shelf types                             | Glass                 | Glass                 | Glass             |
| Bottle rack                             | -                     | 1                     | -                 |
| Number of door shelves                  | 8                     | 3                     | 3                 |
| Number of vegetable crisper drawers     | 2                     | 1                     | 1                 |
| Interior lighting type                  | Double side light LED | Double side light LED | LED               |
| Holiday function                        | Yes                   | Yes                   | -                 |
| Open door alarm (refrigerator)          | Yes                   | Yes                   | -                 |
| FREEZER<br>Freezer volume (4*) (L)      | 186                   | 100                   | 52                |
| Freezer cooling type                    | NoFrost               | NoFrost               | Static            |
| Auto-defrost                            | Yes                   | Yes                   | Manual            |
| Number of stars                         | 4                     | 4                     | 4                 |
| Freezing capacity: (kg/24h)             | 8,5                   | 4,5                   | 3                 |
| Autonomy in case of power failure (h)   | 11                    | 15                    | 14                |
| Reversible doors                        | -                     | Yes                   | Yes               |
| Adjustable front feet                   | Yes                   | Yes                   | Yes               |
| Voltage (V)                             | 220-240 V             | 220-240 V             | 220-240 V         |
| Frequency (Hz)                          | 50                    | 50                    | 50                |
| Energy consumption (kWh/24h)            | 0,857                 | 0,79                  | 0,65              |
| Annual energy consumption (kWh/year)    | 313                   | 289                   | 237               |
| Refrigerant gas                         | R600a                 | R600a                 | R600a             |
| Colour                                  | Black Mat             | Black Mat             | Black Mat         |
| Product dimensions(LxHxD) (cm)          | 83,3 x 182 x 70,6     | 59 x 185,2 x 66       | 54,5 x 170 x 58,3 |
| Dimensions with packaging (LxHxD) (cm)  | 90,8 x 192,5 x 71,2   | 63,6 x 194,2 x 72,2   | 57,5 x 174 x 62,5 |
| Net weight (kg)                         | 104                   | 72                    | 52                |
| Gross weight (kg)                       | 114                   | 75                    | 57                |
| Quantity per container 40' (units)      | 52                    | 66                    | 96                |
| EAN Code White (W)                      | -                     | -                     | -                 |
| EAN Code Black (B)                      | 3 527 570 079 139     | 3 527 570 052 583     | 3 527 570 052 507 |
| DEEE excl. tax                          | 15,00 €               | 15,00 €               | 15,00 €           |

## Freestanding cold appliances

| Type of appliance                       | Multi-door        | American          |
|---|-------------------|-------------------|
| Collection                              | GLASS DOOR        | GLASS DOOR        |
| Reference                               | SCMD564NFGL       | SCUS556NFGL       |
| Energy class                            | E                 | E                 |
| Total net volume (L)                    | 564               | 556               |
| Climate class                           | SN-T              | SN-T              |
| Noise level: dB(A) / Noise class        | 41/C              | 41/C              |
| Motor type                              | Inverter          | Inverter          |
| REFRIGERATOR<br>Refrigerator volume (L) | 363               | 372               |
| Refrigerator cooling type               | NoFrost           | NoFrost           |
| Auto-defrost                            | Yes               | Yes               |
| Interior finish                         | Stainless steel   | -                 |
| Number of shelves                       | 3 (big)           | 3                 |
| Shelf types                             | Glass             | Glass             |
| Bottle rack                             | -                 | -                 |
| Number of door shelves                  | 6                 | 6                 |
| Number of vegetable crisper drawers     | 2                 | 2                 |
| Interior lighting type                  | LED               | LED               |
| Holiday function                        | Yes               | Yes               |
| Open door alarm(refrigerator)           | Yes               | Yes               |
| FREEZER<br>Freezer volume (4*) (L)      | 201               | 184               |
| Freezer cooling type                    | Nofrost           | Nofrost           |
| Auto-defrost                            | Yes               | Yes               |
| Number of stars                         | 4                 | 4                 |
| Freezing capacity: (kg/24h)             | 14                | 8                 |
| Autonomy in case of power failure (h)   | 12                | 6                 |
| Reversible doors                        | Yes               | Yes               |
| Adjustable front feet                   | Yes               | Yes               |
| Voltage (V)                             | 220-240 V         | 220-240 V         |
| Frequency (Hz)                          | 50                | 50                |
| Energy consumption (kWh/24h)            | 0,882             | 0,855             |
| Annual energy consumption (kWh/year)    | 322               | 312               |
| Refrigerant gas                         | R600a             | R600a             |
| Colour                                  | White/ Black      | White/ Black      |
| Product dimensions(LxHxD) (cm)          | 91,1 x 183 x 70.6 | 91,1x178 x70.6    |
| Dimensions with packaging (LxHxD) (cm)  | 96,8x189,5x75     | 98,1x184,5 x 75,7 |
| Net weight (kg)                         | 107               | 103               |
| Gross weight (kg)                       | 118               | 113               |
| Quantity per container 40' (units)      | 36                | 40                |
| EAN Code White (W)                      | 3 527 570 079 313 | 3 527 570 091 247 |
| EAN Code Black (B)                      | 3 527 570 079 306 | 3 527 570 091 230 |
| DEEE excl. tax                          | 15,00 €           | 15,00 €           |





## Freestanding cold appliances

| Type of appliance                      | Fridge-freezer        | Fridge-freezer      | Fridge-freezer      |
|--|-----------------------|---------------------|---------------------|
| Reference                              | SCB315VNFB            | SCB300V             | SCCB250V            |
| Energy class                           | E                     | E                   | E                   |
| Total net volume (L)                   | 326                   | 304                 | 249                 |
| Refrigerator volume (L)                | 226                   | 211                 | 180                 |
| Freezer volume (4*) (L)                | 100                   | 93                  | 69                  |
| Refrigerator cooling type              | NoFrost               | Airflow             | Static              |
| Auto-defrost                           | Yes                   | Yes                 | Yes                 |
| Freezer cooling type                   | NoFrost               | Static              | Static              |
| Auto-defrost                           | Yes                   | Manual              | Manual              |
| Interior finish                        | Stainless steel       | Stainless steel     | Stainless steel     |
| Number of shelves                      | 3                     | 3                   | 3                   |
| Shelf types                            | Glass                 | Glass               | Glass               |
| Bottle rack                            | 1                     | 1                   | -                   |
| Number of door shelves                 | 3                     | 4                   | 4                   |
| Number of vegetable crisper drawers    | 1                     | 1                   | 1                   |
| With humidity control                  | Yes                   | -                   | -                   |
| Telescopic rail Fresh zone             | -                     | -                   | -                   |
| Interior lighting type                 | Double side light LED | LED                 | LED                 |
| Holiday function                       | Yes                   | -                   | -                   |
| Open door alarm                        | Yes                   | -                   | -                   |
| Freezing capacity: (kg/24h)            | 4,5                   | 4,5                 | 4,5                 |
| Autonomy in case of power failure (h)  | 15                    | 10                  | 17                  |
| Reversible doors                       | -                     | -                   | -                   |
| Adjustable front feet                  | Yes                   | Yes                 | Yes                 |
| Climate class                          | N-ST                  | N-ST                | N-ST                |
| Noise level: (dB(A))/ Noise class      | 41/C                  | 39/C                | 39/C                |
| Voltage (V)                            | 220-240               | 220-240             | 220-240             |
| Frequency (Hz)                         | 50                    | 50                  | 50                  |
| Energy consumption (kWh)               | 0,68                  | 0,63                | 0,57                |
| Annual energy consumption (kWh/year)   | 249                   | 231                 | 209                 |
| Product dimensions(LxHxD) (cm)         | 59,6 x 192,5 x 70,5   | 59.5 x 189.9 x 64.5 | 54,6 x 181,5 x 62,6 |
| Dimensions with packaging (LxHxD) (cm) | 65,4 x 198 x 74,8     | 65 x 196.90 x 67.50 | 57.5 x 186.3 x 66.5 |
| Net weight (kg)                        | 76,5                  | 71                  | 54                  |
| Gross weight (kg)                      | 84,5                  | 76                  | 59                  |
| Quantity per container 40' (units)     | 66                    | 69                  | 96                  |
| EAN Code Black Mat (B)                 | 3 527 570 052 880     | 3 527 570 052 859   | 3 527 570 069 512   |
| EAN Code Red (R)                       | -                     | 3 527 570 052 842   | 3 527 570 069 529   |
| EAN Code Glossy cream (CR)             | -                     | 3 527 570 059 971   | 3 527 570 069 536   |
| EAN Code Almond green (VA)             | -                     | 3 527 570 069 482   | 3 527 570 069 543   |
| EAN Code Blue (BL)                     | -                     | 3 527 570 052 866   | 3 527 570 069 550   |
| DEEE excl. tax                         | 15,00 €               | 15,00 €             | 15,00 €             |

| 2-door refrigerator | 2-door refrigerator | All-purpose refrigerator | 1-door refrigerator |
|---------------------|---------------------|--------------------------|---------------------|
| SCDD208V            | SCDD309V            | SCCL329V                 | SCCL222V            |
| E                   | E                   | E                        | E                   |
| 211                 | 302                 | 337                      | 229                 |
| 172                 | 227                 | 337                      | 211                 |
| 39                  | 75                  | -                        | 18                  |
| Static              | Airflow             | Airflow                  | Static              |
| Yes                 | Yes                 | Yes                      | Yes                 |
| Static              | Static              | -                        | Static              |
| Manual              | Manual              | -                        | Manual              |
| Stainless steel     | Stainless steel     | Stainless steel          | Stainless steel     |
| 3                   | 3                   | 4                        | 3                   |
| Glass               | Glass               | Glass                    | Glass               |
| -                   | -                   | -                        | -                   |
| 5                   | 4                   | 5                        | 4                   |
| 1                   | 1                   | 2                        | 1                   |
| -                   | -                   | -                        | -                   |
| -                   | -                   | -                        | -                   |
| LED                 | LED                 | LED                      | LED                 |
| -                   | -                   | -                        | -                   |
| -                   | -                   | -                        | -                   |
| 2                   | 3,4                 | -                        | 2                   |
| 10                  | 15                  | -                        | 6                   |
| -                   | -                   | -                        | -                   |
| Yes                 | Yes                 | Yes                      | Yes                 |
| N-ST                | N-ST                | N-ST                     | N-ST                |
| 40/C                | 39/C                | 40/C                     | 40/C                |
| 220-240             | 220-240             | 220-240                  | 220-240             |
| 50                  | 50                  | 50                       | 50                  |
| 0,47                | 0,586               | 0,39                     | 0,413               |
| 174                 | 214                 | 144                      | 151                 |
| 54,5 x 149,7 x 63,8 | 60 x 181 x 65       | 59 x 181 x 65            | 54,6 x 149,7 x 62,6 |
| 59,5 x 154,5 x 66,5 | 64 x 186,4 x 67,5   | 64 x 186,5 x 67,5        | 57,5 x 155,5 x 66,5 |
| 51                  | 61,5                | 61                       | 47                  |
| 55                  | 68,5                | 68                       | 51                  |
| 101                 | 70                  | 70                       | 101                 |
| 3 527 570 069 765   | 3 527 570 077 067   | 3 527 570 081 095        | 3 527 570 069 727   |
| 3 527 570 069 772   | 3 527 570 077 081   | 3 527 570 081 125        | 3 527 570 069 734   |
| 3 527 570 069 789   | 3 527 570 077 074   | 3 527 570 081 118        | 3 527 570 070 983   |
| 3 527 570 069 796   | -                   | -                        | 3 527 570 069 741   |
| 3 527 570 069 802   | -                   | 3 527 570 081 101        | -                   |
| 15,00 €             | 15,00 €             | 15,00 €                  |                     |

## Wine cellars

| Type of appliance                      | Wine cellar                   | Wine cellar                   | Wine cellar              |
|--|-------------------------------|-------------------------------|--------------------------|
| Reference                              | SCCVEL6240                    | SCCVEF6246                    | SCCVEF3120               |
| Installation type                      | Built-in/Freestanding         | Built-in/Freestanding         | Built-in/Freestanding    |
| Energy class                           | G                             | F                             | F                        |
| Capacity (bottles)                     | 40                            | 46                            | 20                       |
| Net volume (litres)                    | 112                           | 129                           | 56                       |
| Thermostat                             | Electronic                    | Electronic                    | Electronic               |
| Digital temperature display            | Yes                           | Yes                           | Yes                      |
| Compressor                             | Yes                           | Yes                           | Yes                      |
| Number of shelves                      | 10 sliding wooden shelves     | 5 sliding wooden shelves      | 4 sliding wooden shelves |
| Noise level: (dB) / noise class        | 41 / C                        | 41 / C                        | 41 / C                   |
| Use                                    | Temperature control           | Temperature control           | Temperature control      |
| Number of temperature zones            | 2                             | 2                             | 1                        |
| Colour of handle                       | Stainless steel               | Stainless steel               | Stainless steel          |
| Temperature range                      | Zone 1 5-20°C / Zone 2 5-20°C | Zone 1 5-20°C / Zone 2 5-20°C | 5-20°C                   |
| Door treated with anti-UV protection   | Yes                           | Yes                           | Yes                      |
| Adjustable feet (mm)                   | 45                            | 45                            | 45                       |
| LED interior lighting (W)              | 2 x 0,5                       | 1                             | 1                        |
| Reversible door                        | -                             | Yes                           | Yes                      |
| Annual energy consumption (kWh/year)   | 157                           | 105                           | 98                       |
| Gas type                               | R600a                         | R600a                         | R600a                    |
| Climate class                          | N-ST                          | N-ST                          | N-ST                     |
| Alarm                                  | High temperature              | High temperature              | High temperature         |
| Control panel lock                     | Yes                           | Yes                           | Yes                      |
| Power (W)                              | 70                            | 70                            | 65                       |
| Power (V), Frequency (Hz)              | 220-240, 50                   | 220-240, 50                   | 220-240, 50              |
| Product dimensions(HxLxD)              | 82,5 x 59,5 x 57              | 82,5 x 59,5 x 57              | 82,5 x 29,5 x 57         |
| Built-in dimensions (H x W x D) (cm)   | 82,5 x 60 x 57,5              | 82,5 x 60 x 57,5              | 82,5 x 30 x 57,5         |
| Dimensions with packaging (HxLxD) (cm) | 88 x 66 x 62,5                | 88 x 66 x 62,5                | 86,5 x 32,5 x 62,5       |
| Net weight (kg)                        | 46,5                          | 45                            | 31                       |
| Gross weight (kg)                      | 51                            | 51                            | 33                       |
| Quantity per container 40'HC (units)   | 171                           | 171                           | 397                      |
| Cable length (cm), with plug           | 150                           | 150                           | 150                      |
| EAN CODE                               | 3 527 570 077 418             | 3 527 570 077 401             | 3 527 570 077 395        |
| DEEE excl. tax                         | 8,33 €                        | 8,33 €                        | 8,33 €                   |



| Wine cellar                   | Wine cellar                   | Wine cellar              | Wine cellar              |
|-------------------------------|-------------------------------|--------------------------|--------------------------|
| SCCVI602BK                    | SCCVI602BS                    | SCCVI451BK               | SCCVI451BS               |
| Built-in                      | Built-in                      | Built-in                 | Built-in                 |
| G                             | G                             | F                        | F                        |
| 36                            | 36                            | 28                       | 28                       |
| 85                            | 85                            | 62                       | 62                       |
| Electronic                    | Electronic                    | Electronic               | Electronic               |
| Yes                           | Yes                           | Yes                      | Yes                      |
| Yes                           | Yes                           | Yes                      | Yes                      |
| 3 sliding wooden shelves      | 3 sliding wooden shelves      | 2 sliding wooden shelves | 2 sliding wooden shelves |
| 41 / C                        | 41 / C                        | 41 / C                   | 41 / C                   |
| Temperature control           | Temperature control           | Temperature control      | Temperature control      |
| 2                             | 2                             | 1                        | 1                        |
| Stainless steel               | Dark stainless steel          | Stainless steel          | Dark stainless steel     |
| Zone 1 5-22°C / Zone 2 5-22°C | Zone 1 5-22°C / Zone 2 5-22°C | 5-20°C                   | 5-20°C                   |
| Yes                           | Yes                           | Yes                      | Yes                      |
| 8                             | 8                             | 8                        | 8                        |
| 1                             | 1                             | 1                        | 1                        |
| Yes                           | Yes                           | Yes                      | Yes                      |
| 140                           | 140                           | 99                       | 99                       |
| R600a                         | R600a                         | R600a                    | R600a                    |
| N-ST                          | N-ST                          | N-ST                     | N-ST                     |
| High temperature alarm        | High temperature alarm        | High temperature alarm   | High temperature alarm   |
| Yes                           | Yes                           | Yes                      | Yes                      |
| 65                            | 65                            | 65                       | 65                       |
| 220-240, 50                   | 220-240, 50                   | 220-240, 50              | 220-240, 50              |
| 59,5 x 59 x 56,3              | 59,5 x 59 x 56,3              | 45,5 x 59 x 56,3         | 45,5 x 59 x 56,3         |
| 59 x 56 x 55                  | 59 x 56 x 55                  | 45 x 56 x 55             | 45 x 56 x 55             |
| 65,5 x 65 x 65                | 65,5 x 65 x 65                | 51 x 65 x 65             | 51 x 65 x 65             |
| 34                            | 34                            | 26,5                     | 26,5                     |
| 37                            | 37                            | 30                       | 30                       |
| 216                           | 216                           | 269                      | 269                      |
| 150                           | 150                           | 150                      | 150                      |
| 3 527 570 080 326             | 3 527 570 080 319             | 3 527 570 080 302        | 3 527 570 080 296        |
| 8,33 €                        | 8,33 €                        | 8,33 €                   | 8,33 €                   |



**SCHNEIDER**  
CONSUMER | SERVICES

## ***Our after-sales service is at your disposal***

***From Monday to Saturday from 9am to 6pm***



**33 1 48 12 93 34**

*(SFG call centre)*

A subsidiary of the Schneider Consumer Group, founded in 2005, Schneider Consumer Services manages the after-sales service of the Schneider brand. Specialised technicians for each product family are responsible for repairing all our products, whether under or out of warranty. To ensure optimal quality, Schneider Consumer Services is also tasked with analysing all breakdowns to improve the design of Schneider's appliances.

---

***Do you have a question about our products?  
Our customer service team will respond  
to you as quickly as possible.***

**Service.Client@schneiderconsumer.com**









**Schneider Consumer Group**  
12, rue Jules Ferry - 93110 Rosny-sous-Bois - FRANCE  
Tel : +33 (0) 1 48 12 14 14